



**Informe de Seguimiento de
cuentas GTS / GTS Accounts
Tracking Report**

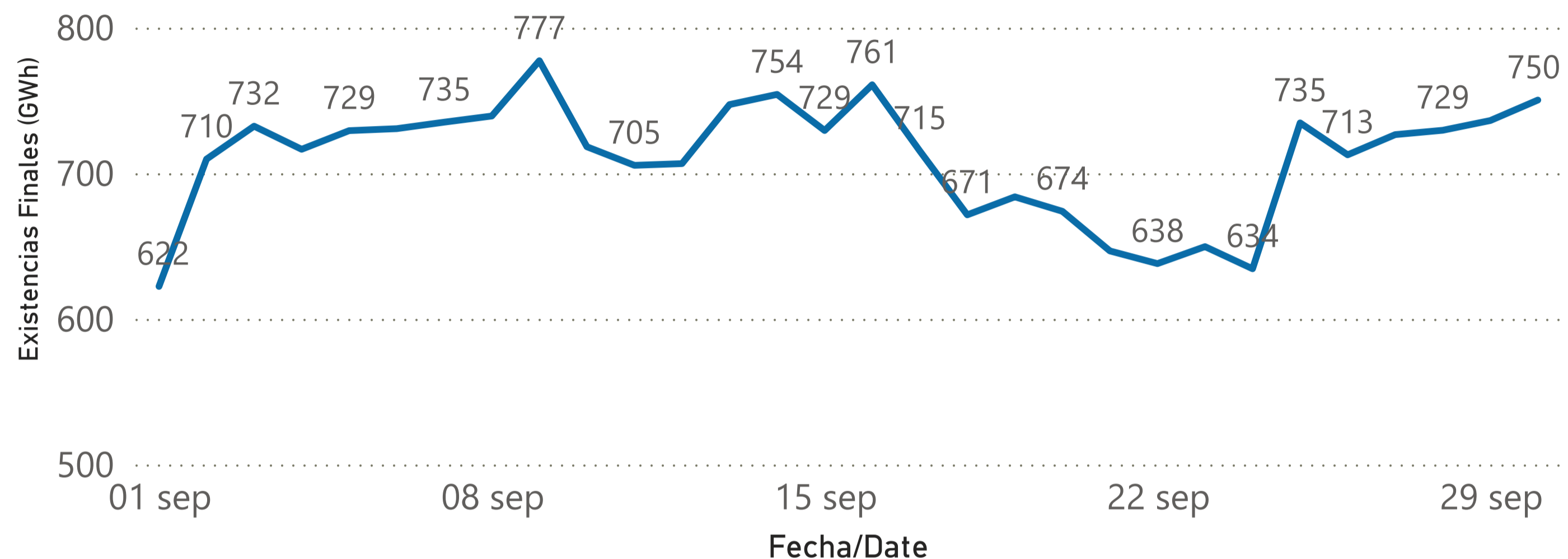
02/10/2024



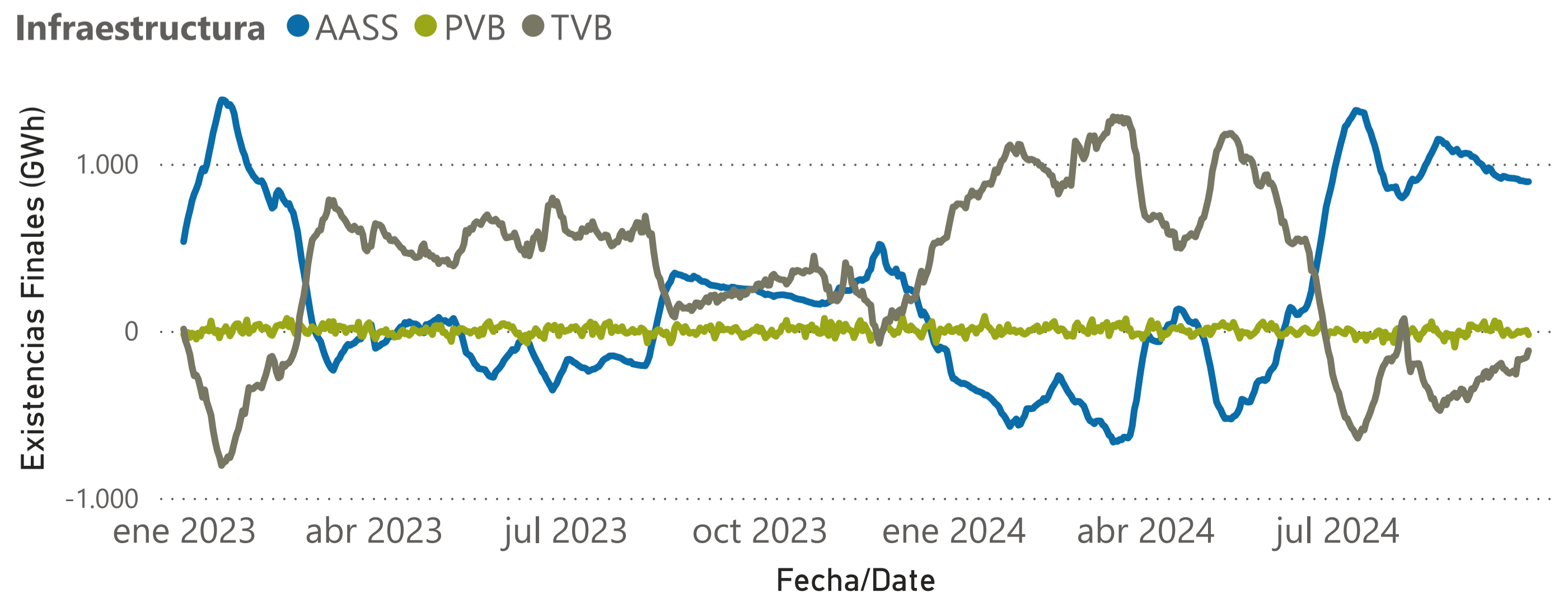


Evolución Cuentas GTS 2024. GTS Accounts evolution 2024

Total existencias cuentas GTS diario provisional (GWh) / Total daily provisional stocks monitoring (GWh)



Seguimiento de existencias por infraestructura durante el periodo seleccionado (GWh) / Provisional stocks monitoring by infrastructure during the selected period (GWh)

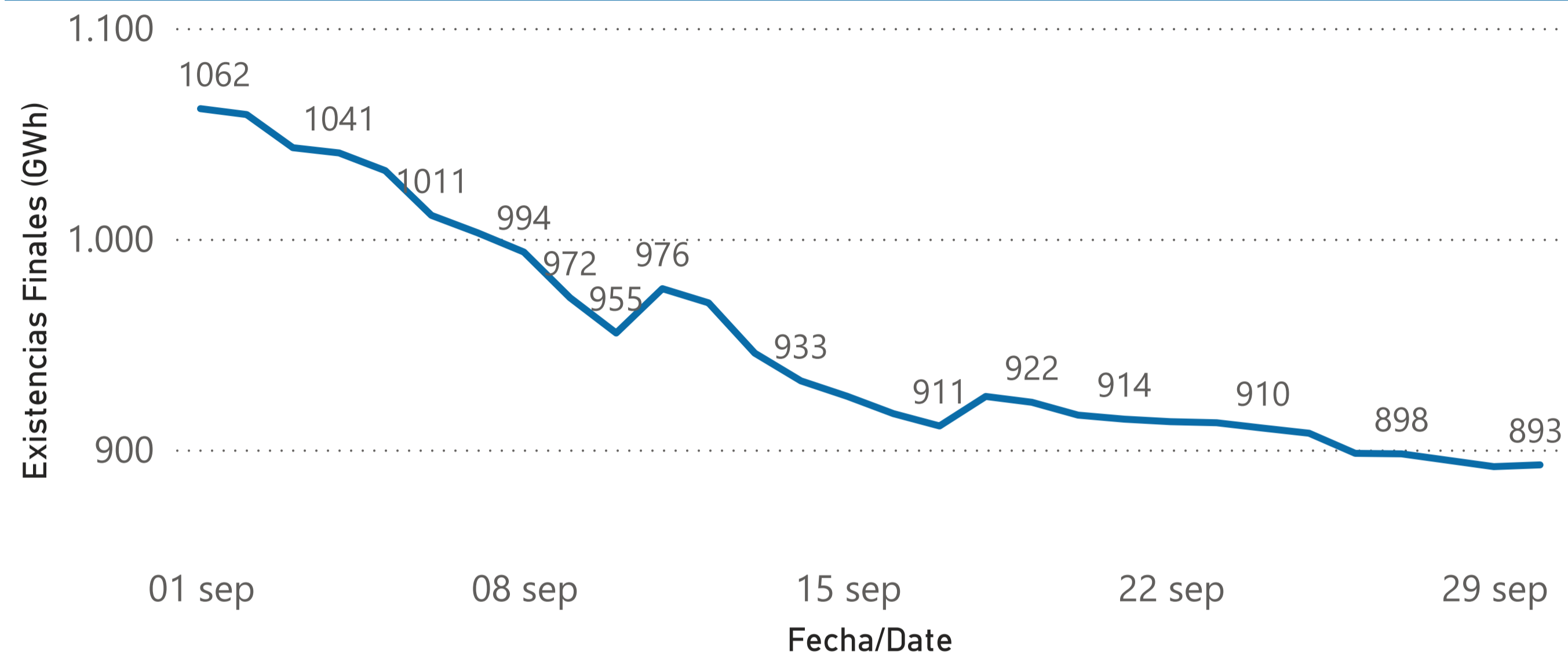


Fecha de Gas / Gas Date	AASS	PVB	TVB	Total
01/09/2024	1.062	-26	-414	622
02/09/2024	1.059	35	-384	710
03/09/2024	1.043	36	-347	732
04/09/2024	1.041	24	-349	716
05/09/2024	1.032	20	-323	729
06/09/2024	1.011	11	-291	731
07/09/2024	1.003	17	-285	735
08/09/2024	994	36	-290	739
09/09/2024	972	55	-250	777
10/09/2024	955	5	-242	718
11/09/2024	976	9	-280	705
12/09/2024	970	-1	-262	707
13/09/2024	946	27	-225	747
14/09/2024	933	60	-238	754
15/09/2024	925	18	-214	729
16/09/2024	917	48	-204	761
17/09/2024	911	-2	-194	715
18/09/2024	925	-29	-225	671
19/09/2024	922	-7	-232	684
20/09/2024	916	5	-247	674
21/09/2024	914	-13	-255	647
22/09/2024	913	-28	-247	638
23/09/2024	913	-25	-239	650
24/09/2024	910	-16	-260	634
25/09/2024	908	-2	-171	735
26/09/2024	898	-11	-175	713
27/09/2024	898	-3	-168	727
28/09/2024	895	-1	-165	729
29/09/2024	892	3	-159	736
30/09/2024	893	-24	-119	750

Evolución Cuentas GTS en AVB 2024. GTS Accounts evolution in AVB 2024

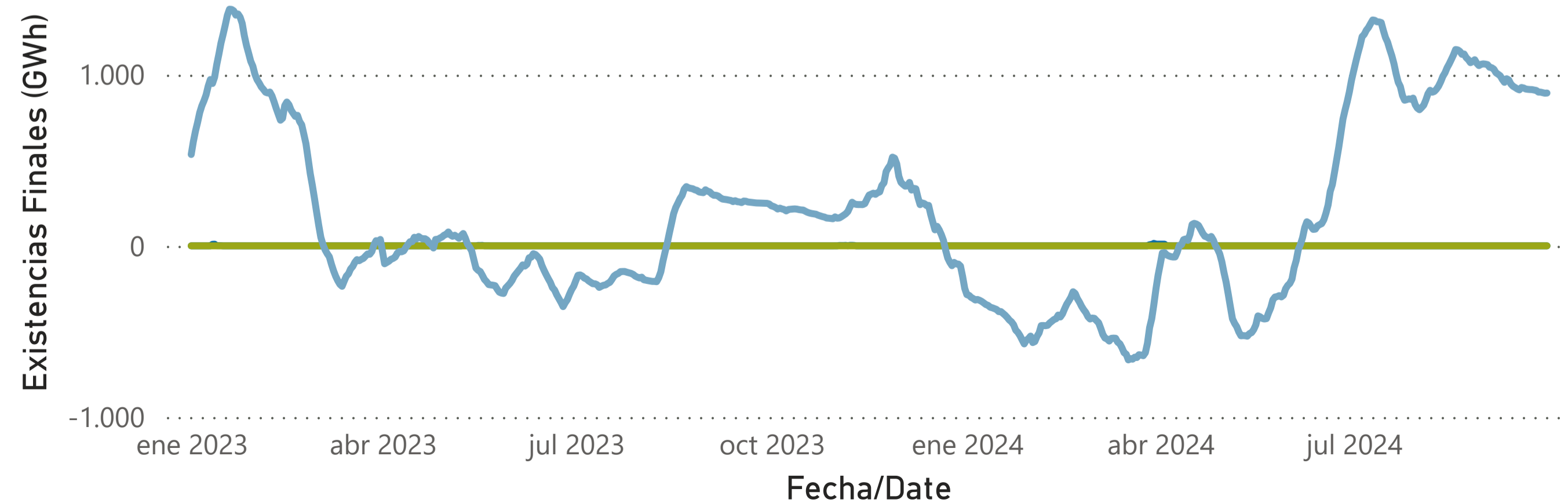


Total existencias cuentas GTS diario provisional en AVB (GWh) / Total daily provisional stocks monitoring in AVB (GWh)



Seguimiento provisional de existencias durante el periodo seleccionado (GWh) / Provisional stocks monitoring during the selected period (GWh)

Tipo de Balance ● Desbalance en AVB ● Mermas ● OBA

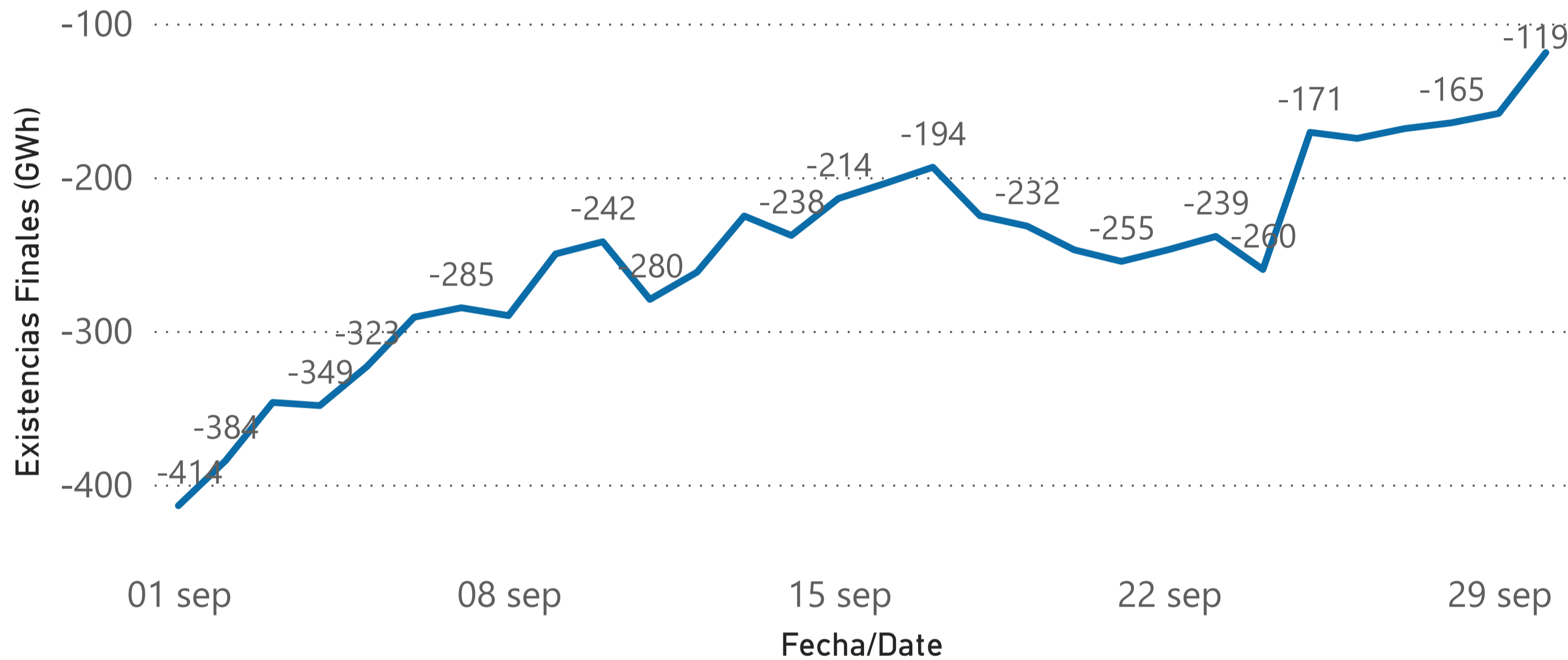


Fecha de Gas / Gas Date	Desbalance en AVB	Mermas	OBA	Total
01/09/2024	0	0	1.062	1.062
02/09/2024	0	0	1.059	1.059
03/09/2024	0	0	1.043	1.043
04/09/2024	0	0	1.041	1.041
05/09/2024	0	0	1.032	1.032
06/09/2024	0	0	1.011	1.011
07/09/2024	0	0	1.003	1.003
08/09/2024	0	0	994	994
09/09/2024	0	0	972	972
10/09/2024	0	0	955	955
11/09/2024	0	0	976	976
12/09/2024	0	0	970	970
13/09/2024	0	0	946	946
14/09/2024	0	0	933	933
15/09/2024	0	0	925	925
16/09/2024	0	0	917	917
17/09/2024	0	0	911	911
18/09/2024	0	0	925	925
19/09/2024	0	0	922	922
20/09/2024	0	0	916	916
21/09/2024	0	0	914	914
22/09/2024	0	0	913	913
23/09/2024	0	0	913	913
24/09/2024	0	0	910	910
25/09/2024	0	0	908	908
26/09/2024	0	0	898	898
27/09/2024	0	0	898	898
28/09/2024	0	0	895	895
29/09/2024	0	0	892	892
30/09/2024	0	0	893	893

Evolución Cuentas GTS en TVB 2024. GTS Accounts evolution in TVB 2024



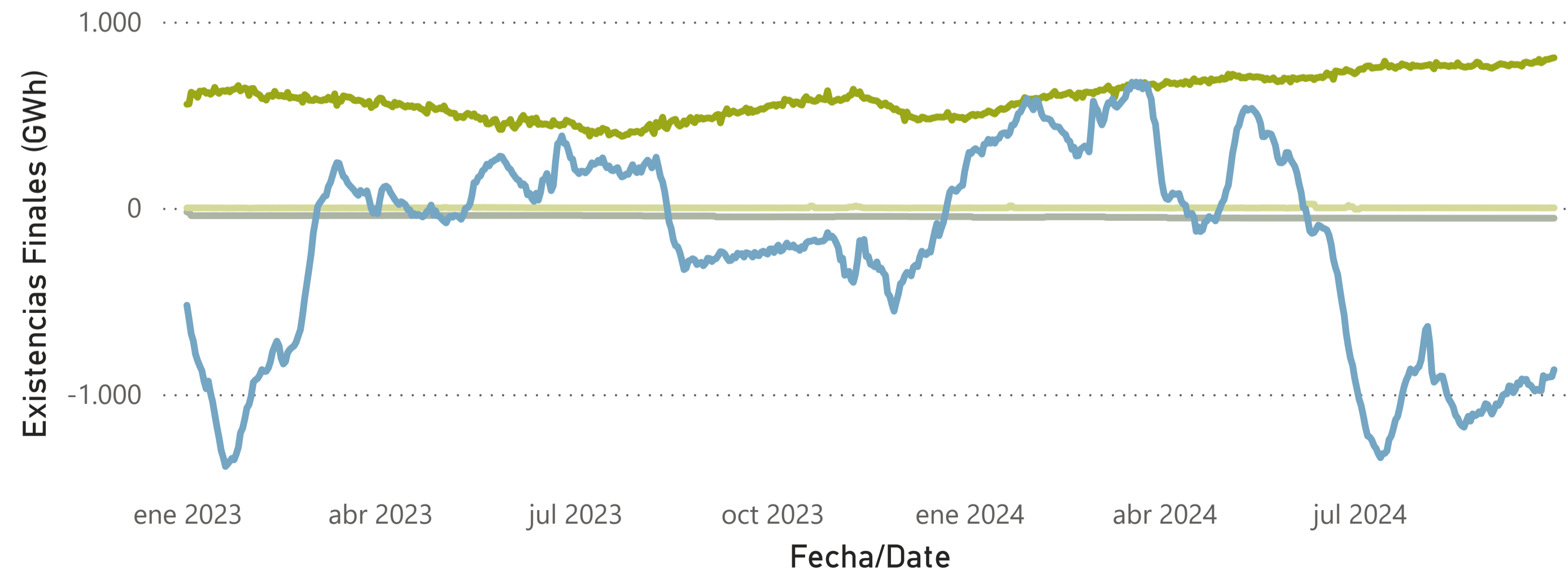
Total existencias cuentas GTS diario provisional en TVB (GWh) / Total daily provisional stocks monitoring in TVB (GWh)



Fecha de Gas / Gas Date	Correcciones en TVB	Desbalance en TVB	Mermas	OBA	Total
01/09/2024	-56	0	750	-1.108	-414
02/09/2024	-56	0	756	-1.084	-384
03/09/2024	-56	0	761	-1.052	-347
04/09/2024	-56	0	768	-1.061	-349
05/09/2024	-56	0	774	-1.041	-323
06/09/2024	-56	0	771	-1.006	-291
07/09/2024	-56	0	769	-999	-285
08/09/2024	-56	0	765	-999	-290
09/09/2024	-56	0	762	-956	-250
10/09/2024	-56	0	772	-958	-242
11/09/2024	-56	0	769	-993	-280
12/09/2024	-56	0	769	-975	-262
13/09/2024	-56	0	769	-939	-225
14/09/2024	-56	0	767	-949	-238
15/09/2024	-56	0	760	-918	-214
16/09/2024	-56	0	779	-927	-204
17/09/2024	-56	0	782	-920	-194
18/09/2024	-56	0	779	-949	-225
19/09/2024	-56	0	775	-951	-232
20/09/2024	-56	0	776	-967	-247
21/09/2024	-56	0	785	-984	-255
22/09/2024	-56	0	782	-974	-247
23/09/2024	-56	0	797	-980	-239
24/09/2024	-56	0	779	-983	-260
25/09/2024	-56	0	786	-901	-171
26/09/2024	-56	-1	796	-914	-175
27/09/2024	-56	-1	797	-909	-168
28/09/2024	-56	0	799	-908	-165
29/09/2024	-56	0	803	-906	-159
30/09/2024	-56	0	806	-869	-119

Seguimiento provisional de existencias durante el periodo seleccionado (GWh) / Provisional stocks monitoring during the selected period (GWh)

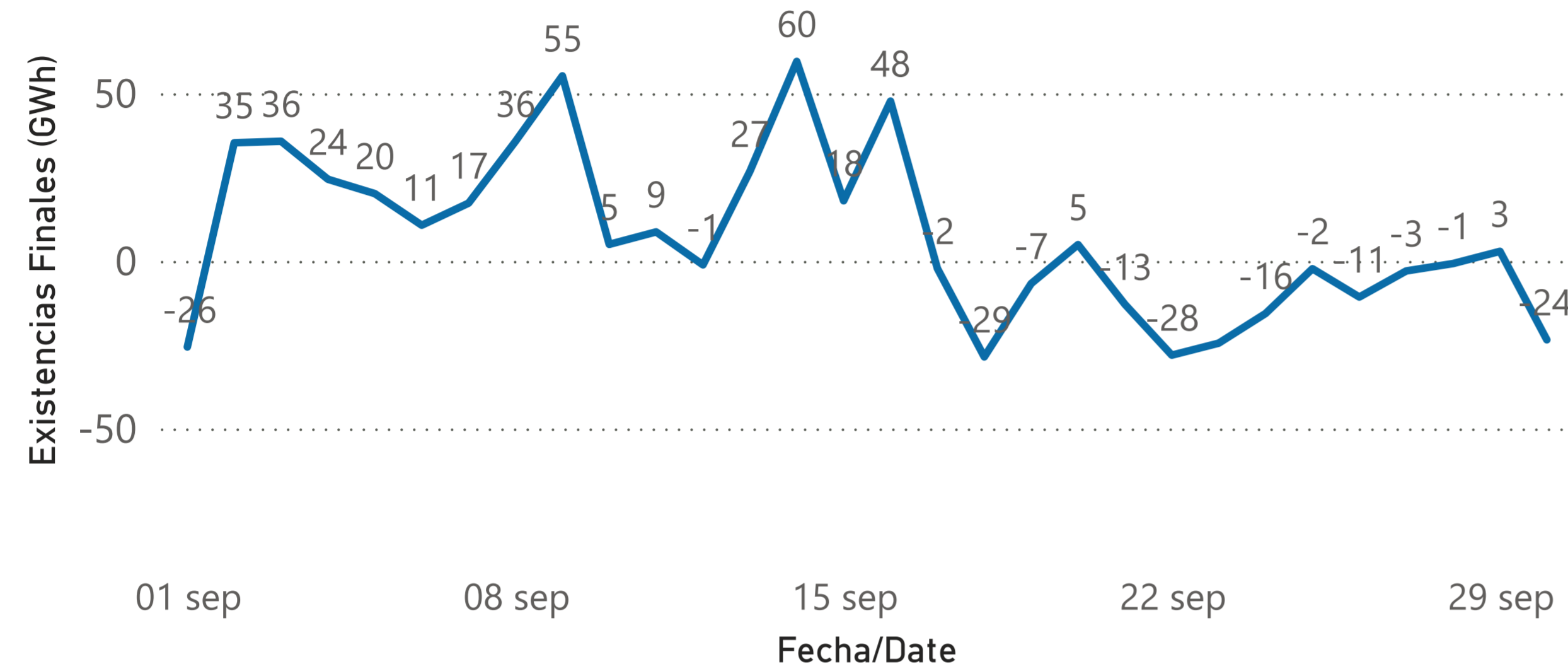
Tipo de Balance ● Correcciones en TVB ● Desbalance en TVB ● Mermas ● OBA



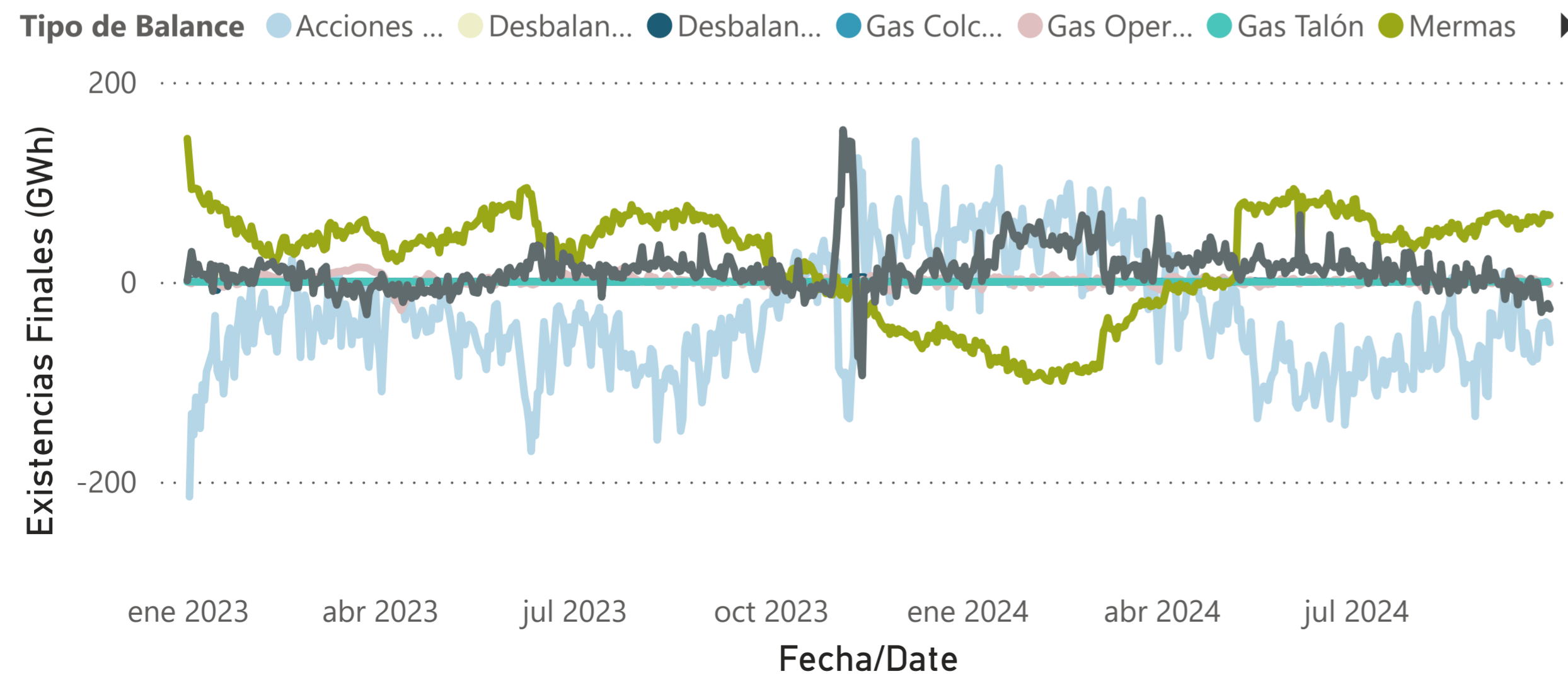


Evolución Cuentas GTS en PVB 2024. GTS Accounts evolution in PVB 2024

Total existencias cuentas GTS diario provisional en PVB (GWh) / Total daily provisional stocks monitoring in PVB (GWh)



Seguimiento provisional de existencias durante el periodo seleccionado (GWh) / Provisional stocks monitoring during the selected period (GWh)



Fecha de Gas / Gas Date	Acciones de Balance	Desbalance AVB	Desbalance TVB	Gas Colchón	Gas Operación	Gas Talón	Mermas	OBA - PVB	Total
01/09/2024	-115	0	0	0	0	0	66	23	-26
02/09/2024	-31	0	0	0	-1	0	66	1	35
03/09/2024	-32	0	0	0	-2	0	67	2	36
04/09/2024	-53	0	0	0	0	0	68	9	24
05/09/2024	-51	0	0	0	0	0	68	3	20
06/09/2024	-54	0	0	0	-1	0	69	-3	11
07/09/2024	-42	0	0	0	-2	0	67	-6	17
08/09/2024	-24	0	0	0	-2	0	62	0	36
09/09/2024	9	0	0	0	-2	0	65	-18	55
10/09/2024	-44	0	0	0	-3	0	58	-6	5
11/09/2024	-65	0	0	0	-2	0	65	11	9
12/09/2024	-67	0	0	0	0	0	61	4	-1
13/09/2024	-28	0	0	0	1	0	62	-8	27
14/09/2024	-6	0	0	0	2	0	63	1	60
15/09/2024	-15	0	0	0	3	0	53	-23	18
16/09/2024	-6	0	0	0	4	0	53	-3	48
17/09/2024	-54	0	0	0	2	0	59	-10	-2
18/09/2024	-72	0	0	0	1	0	58	-15	-29
19/09/2024	-51	0	0	0	0	0	58	-13	-7
20/09/2024	-60	0	0	0	0	0	65	0	5
21/09/2024	-78	0	0	0	1	0	60	3	-13
22/09/2024	-80	0	0	0	3	0	65	-16	-28
23/09/2024	-77	0	0	0	3	0	65	-15	-25
24/09/2024	-77	0	0	0	1	0	61	-1	-16
25/09/2024	-49	0	0	0	1	0	58	-12	-2
26/09/2024	-41	0	0	0	1	0	60	-31	-11
27/09/2024	-46	0	0	0	0	0	68	-25	-3
28/09/2024	-40	0	0	0	0	0	66	-26	-1
29/09/2024	-42	0	0	0	-1	0	67	-22	3
30/09/2024	-61	0	0	0	-2	0	67	-27	-24