



**Informe de Seguimiento de
cuentas GTS / GTS Accounts
Tracking Report**

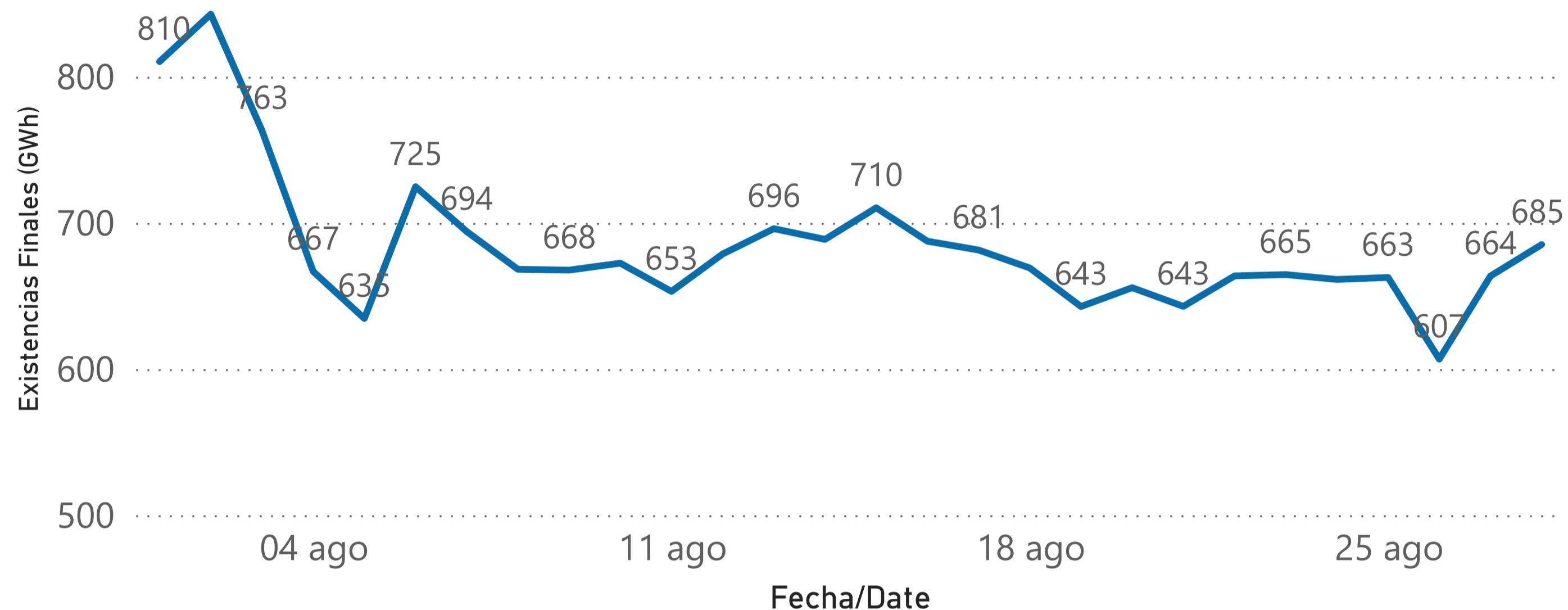
30/08/2024





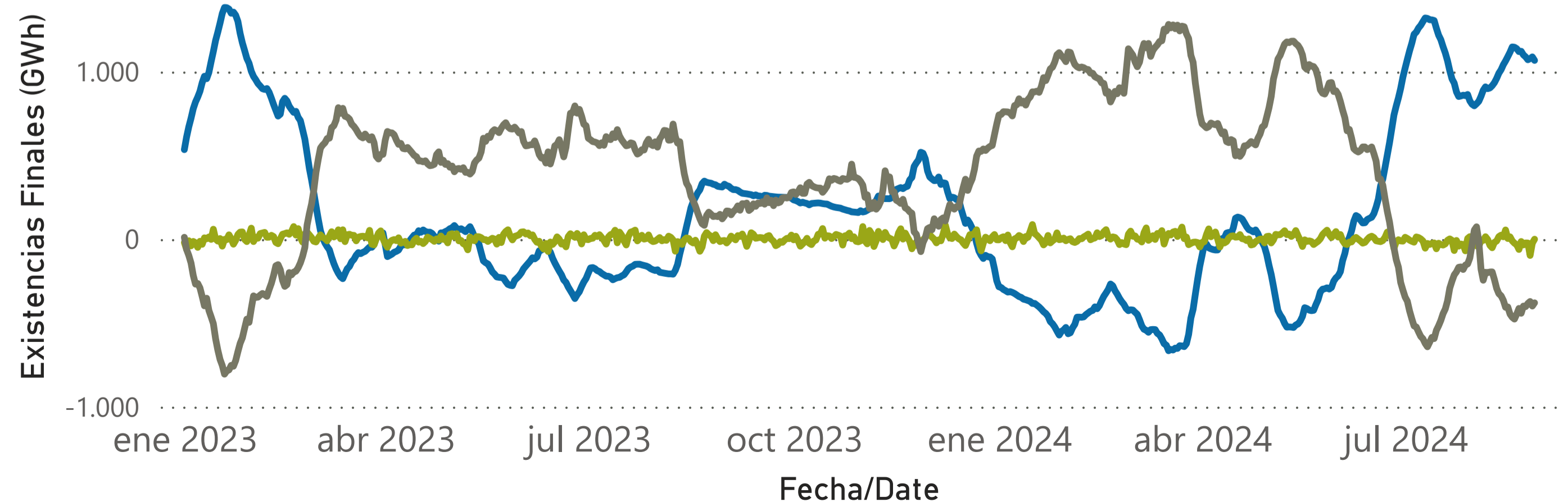
Evolución Cuentas GTS 2024. GTS Accounts evolution 2024

Total existencias cuentas GTS diario provisional (GWh) / Total daily provisional stocks monitoring (GWh)



Seguimiento de existencias por infraestructura durante el periodo seleccionado (GWh) / Provisional stocks monitoring by infrastructure during the selected period (GWh)

Infraestructura ● AASS ● PVB ● TVB

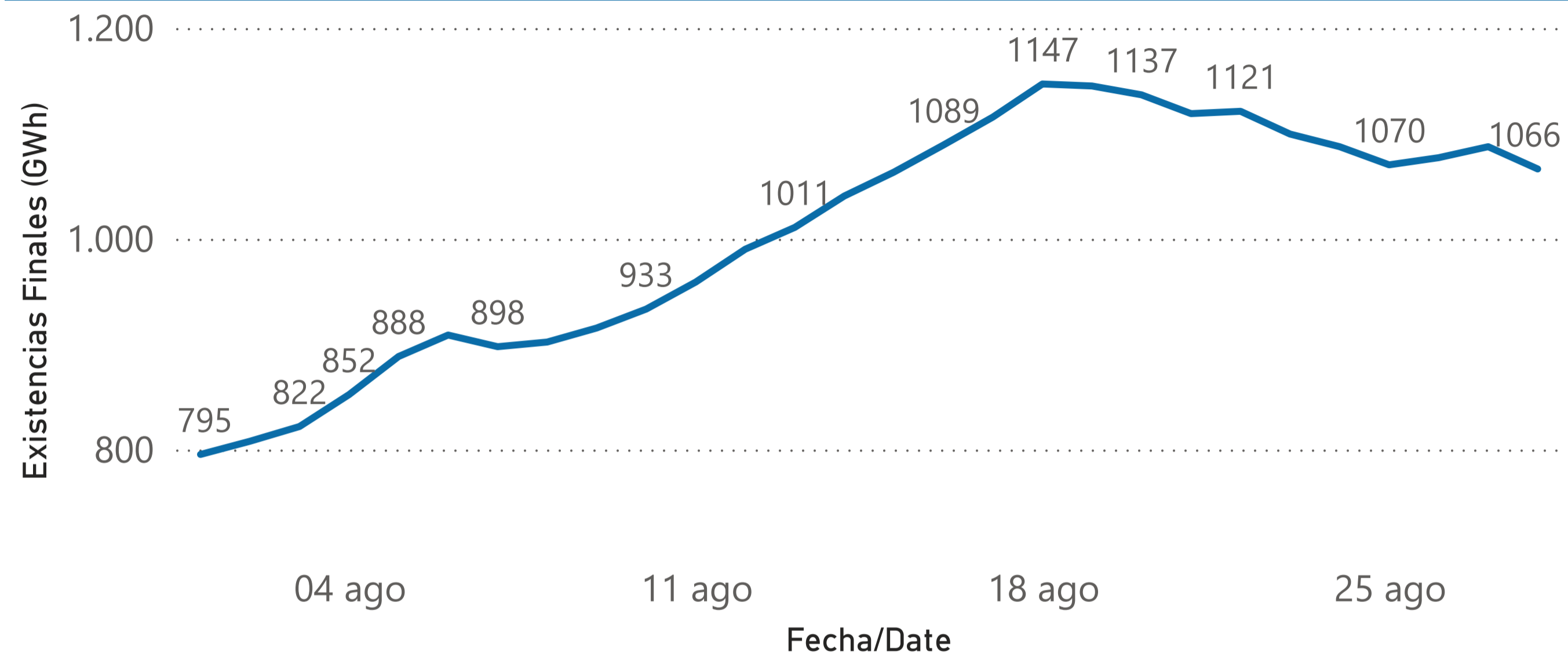


Fecha de Gas / Gas Date	AASS	PVB	TVB	Total
01/08/2024	795	-39	54	810
02/08/2024	808	-38	73	843
03/08/2024	822	-47	-12	763
04/08/2024	852	-7	-179	667
05/08/2024	888	-8	-246	635
06/08/2024	909	14	-198	725
07/08/2024	898	-3	-201	694
08/08/2024	902	-38	-196	668
09/08/2024	915	-52	-196	668
10/08/2024	933	-20	-241	672
11/08/2024	959	-12	-294	653
12/08/2024	990	15	-326	679
13/08/2024	1.011	23	-338	696
14/08/2024	1.041	13	-365	689
15/08/2024	1.063	55	-407	710
16/08/2024	1.089	3	-405	687
17/08/2024	1.115	14	-448	681
18/08/2024	1.147	-11	-467	669
19/08/2024	1.145	-25	-478	643
20/08/2024	1.137	-33	-448	656
21/08/2024	1.119	-62	-414	643
22/08/2024	1.121	-14	-443	664
23/08/2024	1.099	-35	-400	665
24/08/2024	1.087	-23	-403	661
25/08/2024	1.070	-23	-384	663
26/08/2024	1.077	-98	-372	607
27/08/2024	1.087	-24	-400	664
28/08/2024	1.066	-1	-380	685

Evolución Cuentas GTS en AVB 2024. GTS Accounts evolution in AVB 2024

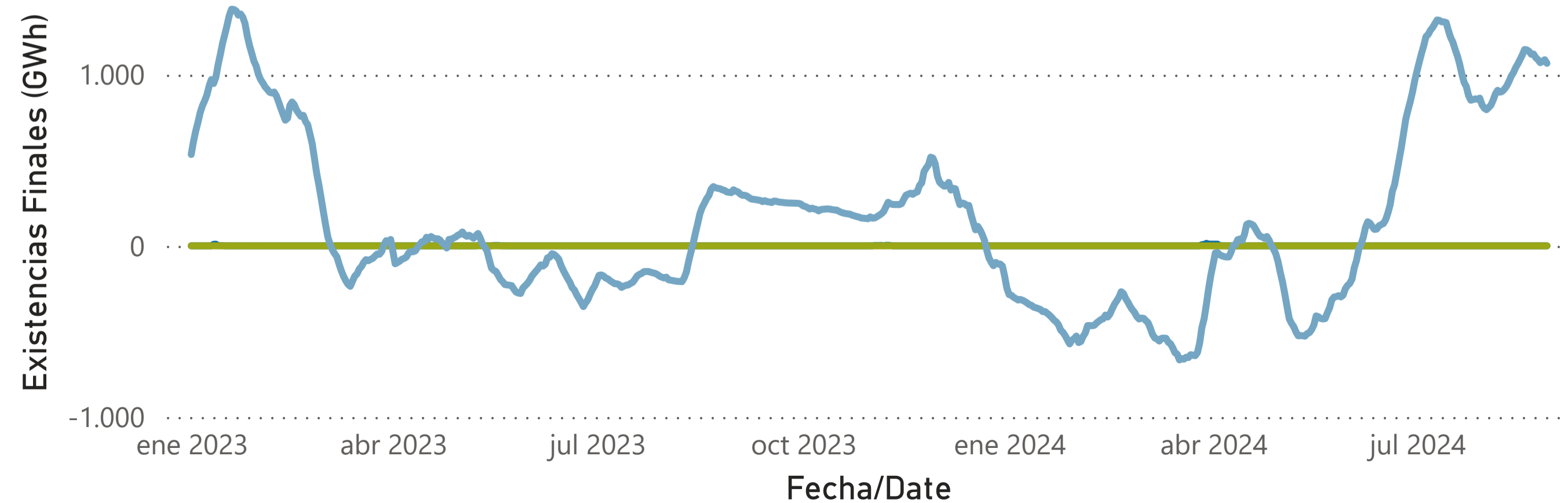


Total existencias cuentas GTS diario provisional en AVB (GWh) / Total daily provisional stocks monitoring in AVB (GWh)



Seguimiento provisional de existencias durante el periodo seleccionado (GWh) / Provisional stocks monitoring during the selected period (GWh)

Tipo de Balance ● Desbalance en AVB ● Mermas ● OBA

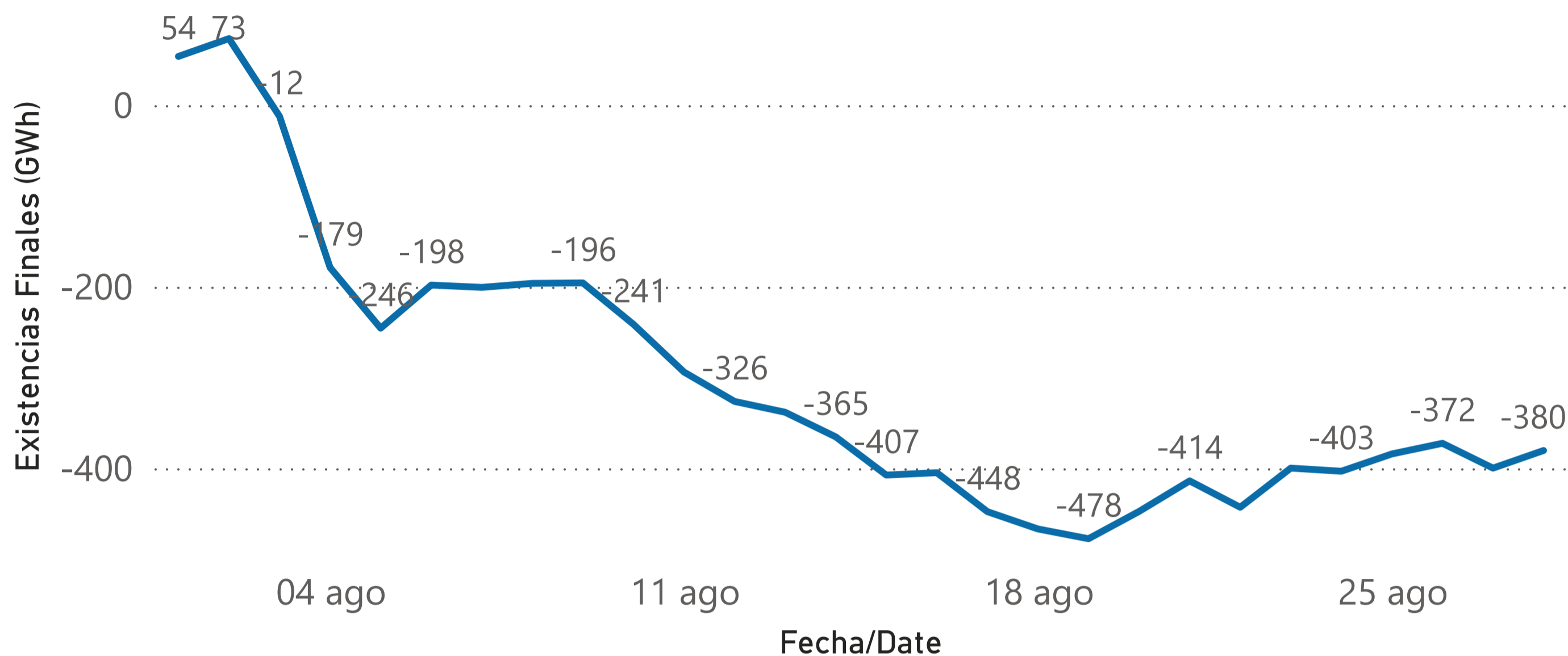


Fecha de Gas / Gas Date	Desbalance en AVB	Mermas	OBA	Total
01/08/2024	0	0	795	795
02/08/2024	0	0	808	808
03/08/2024	0	0	822	822
04/08/2024	0	0	852	852
05/08/2024	0	0	888	888
06/08/2024	0	0	909	909
07/08/2024	0	0	898	898
08/08/2024	0	0	902	902
09/08/2024	0	0	915	915
10/08/2024	0	0	933	933
11/08/2024	0	0	959	959
12/08/2024	0	0	990	990
13/08/2024	0	0	1.011	1.011
14/08/2024	0	0	1.041	1.041
15/08/2024	0	0	1.063	1.063
16/08/2024	0	0	1.089	1.089
17/08/2024	0	0	1.115	1.115
18/08/2024	0	0	1.147	1.147
19/08/2024	0	0	1.145	1.145
20/08/2024	0	0	1.137	1.137
21/08/2024	0	0	1.119	1.119
22/08/2024	0	0	1.121	1.121
23/08/2024	0	0	1.099	1.099
24/08/2024	0	0	1.087	1.087
25/08/2024	0	0	1.070	1.070
26/08/2024	0	0	1.077	1.077
27/08/2024	0	0	1.087	1.087
28/08/2024	0	0	1.066	1.066

Evolución Cuentas GTS en TVB 2024. GTS Accounts evolution in TVB 2024

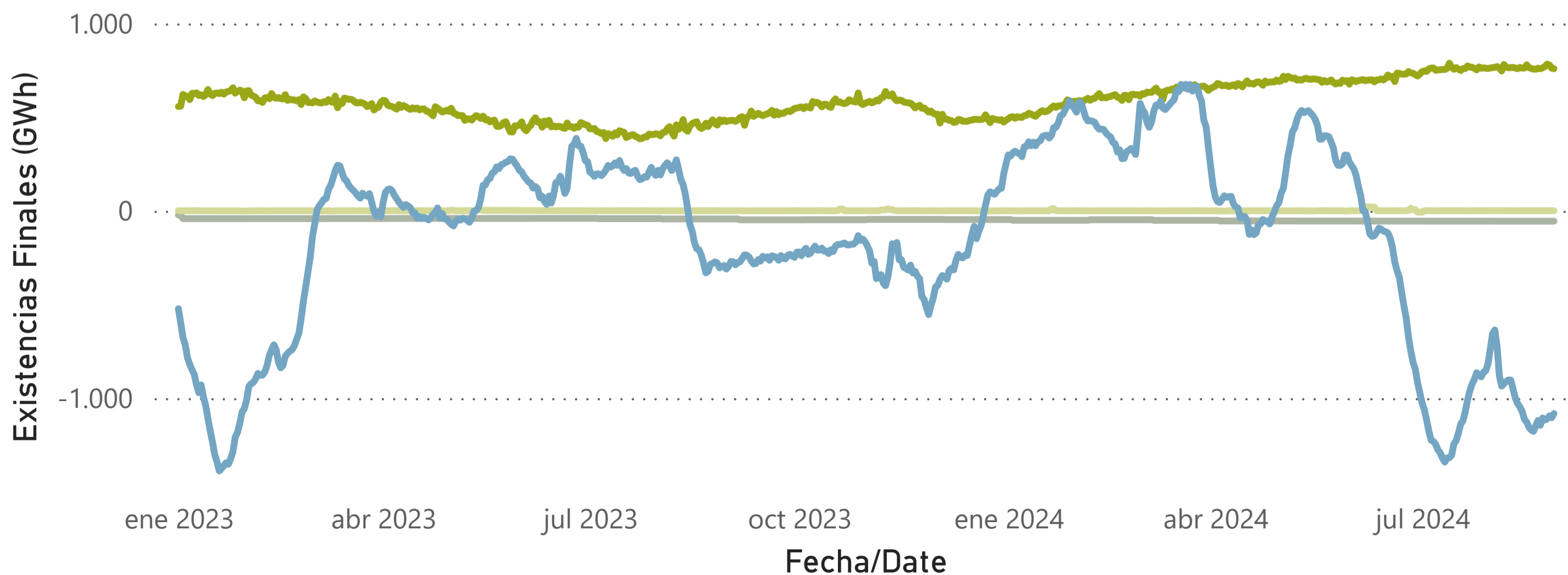


Total existencias cuentas GTS diario provisional en TVB (GWh) / Total daily provisional stocks monitoring in TVB (GWh)



Seguimiento provisional de existencias durante el periodo seleccionado (GWh) / Provisional stocks monitoring during the selected period (GWh)

Tipo de Balance ● Correcciones en TVB ● Desbalance en TVB ● Mermas ● OBA

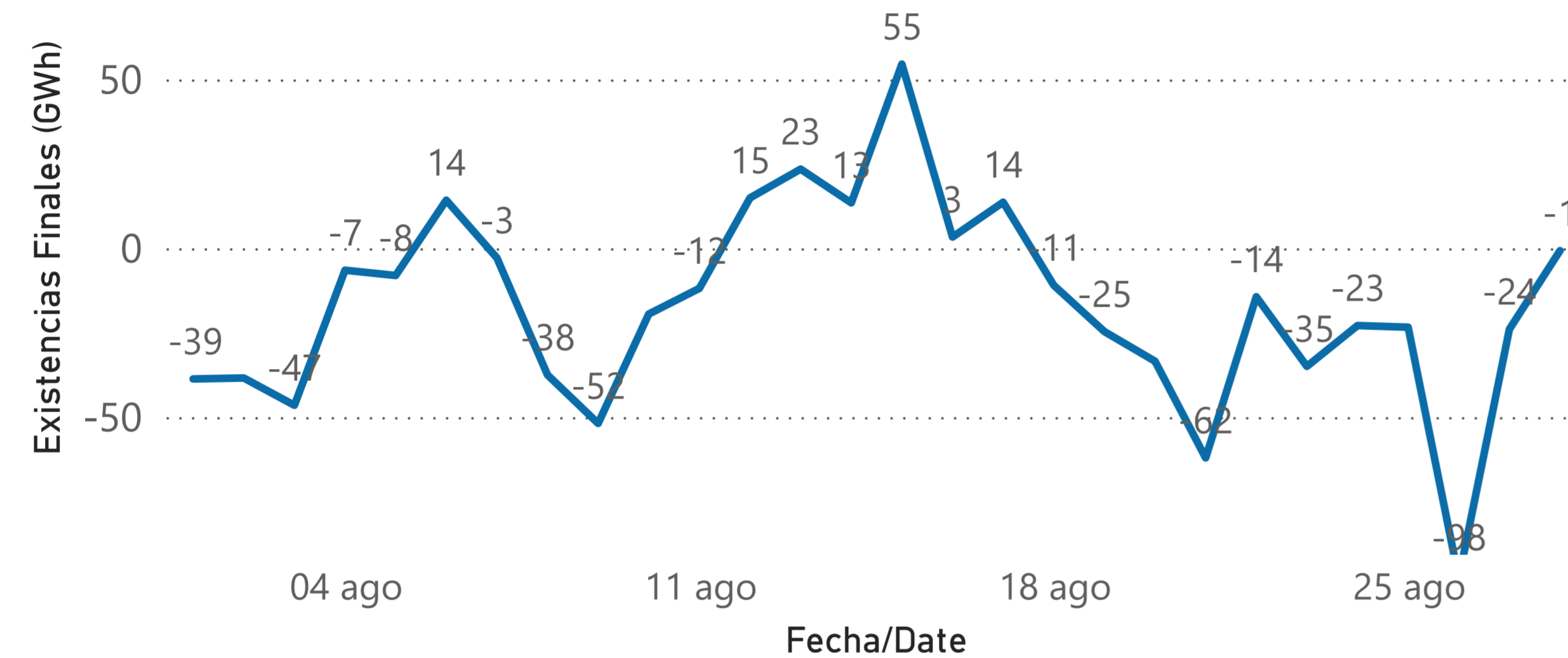


Fecha de Gas / Gas Date	Correcciones en TVB	Desbalance en TVB	Mermas	OBA	Total
01/08/2024	-56	0	764	-655	54
02/08/2024	-56	0	765	-636	73
03/08/2024	-56	0	770	-726	-12
04/08/2024	-56	0	760	-883	-179
05/08/2024	-56	0	746	-936	-246
06/08/2024	-56	0	780	-923	-198
07/08/2024	-56	0	766	-911	-201
08/08/2024	-56	0	763	-903	-196
09/08/2024	-56	0	764	-904	-196
10/08/2024	-56	0	765	-951	-241
11/08/2024	-56	0	762	-1.000	-294
12/08/2024	-56	0	758	-1.029	-326
13/08/2024	-56	0	765	-1.047	-338
14/08/2024	-56	0	761	-1.071	-365
15/08/2024	-56	0	761	-1.113	-407
16/08/2024	-56	0	779	-1.128	-405
17/08/2024	-56	0	764	-1.156	-448
18/08/2024	-56	0	759	-1.170	-467
19/08/2024	-56	0	756	-1.178	-478
20/08/2024	-56	0	755	-1.147	-448
21/08/2024	-56	0	761	-1.119	-414
22/08/2024	-56	0	758	-1.145	-443
23/08/2024	-56	0	762	-1.106	-400
24/08/2024	-56	0	770	-1.117	-403
25/08/2024	-56	0	783	-1.111	-384
26/08/2024	-56	0	778	-1.095	-372
27/08/2024	-56	0	761	-1.105	-400
28/08/2024	-56	0	758	-1.083	-380

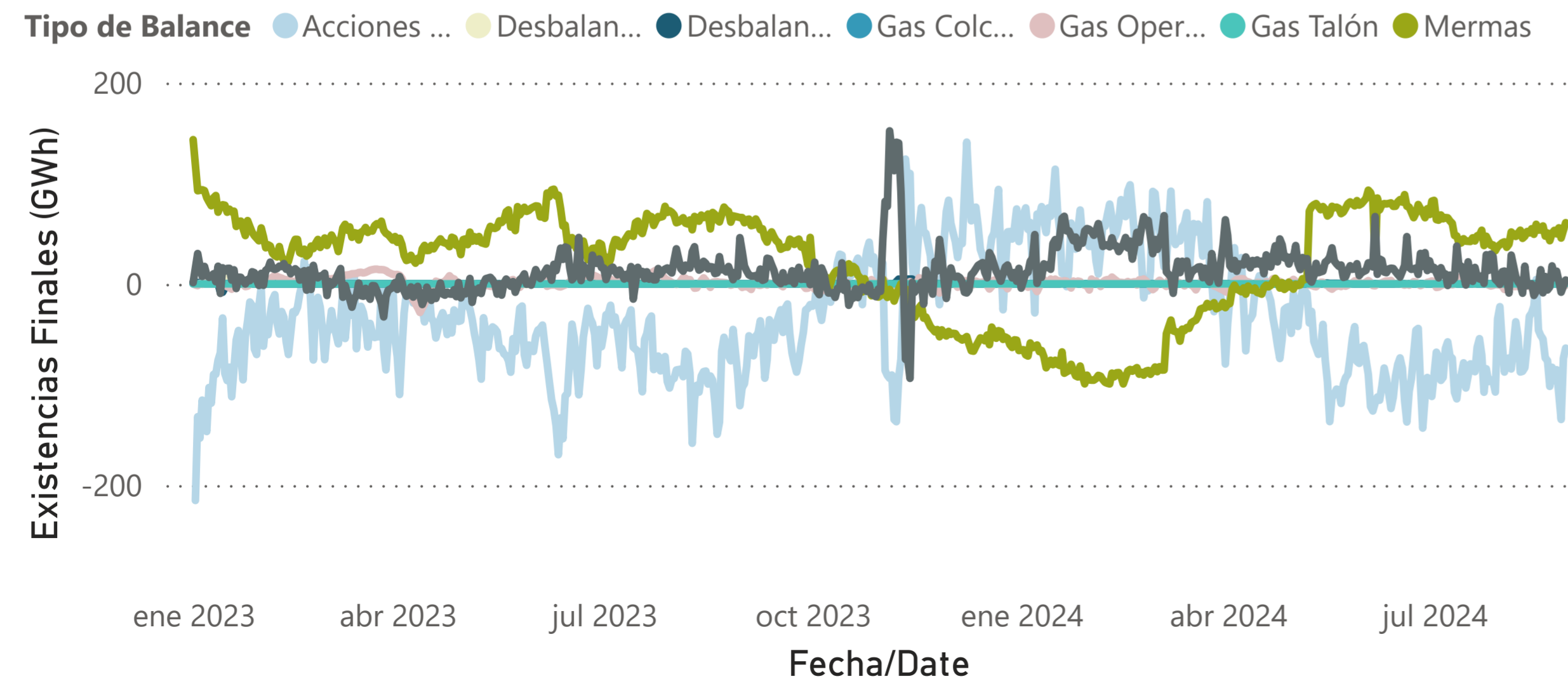


Evolución Cuentas GTS en PVB 2024. GTS Accounts evolution in PVB 2024

Total existencias cuentas GTS diario provisional en PVB (GWh) / Total daily provisional stocks monitoring in PVB (GWh)



Seguimiento provisional de existencias durante el periodo seleccionado (GWh) / Provisional stocks monitoring during the selected period (GWh)



Fecha de Gas / Gas Date	Acciones de Balance	Desbalance AVB	Desbalance TVB	Gas Colchón	Gas Operación	Gas Talón	Mermas	OBA - PVB	Total
01/08/2024	-88	0	0	0	-6	0	42	13	-39
02/08/2024	-75	0	0	0	-5	0	36	5	-38
03/08/2024	-74	0	0	0	-3	0	39	-9	-47
04/08/2024	-85	0	0	0	-2	0	52	29	-7
05/08/2024	-65	0	0	0	-3	0	51	9	-8
06/08/2024	-38	0	0	0	-2	0	47	7	14
07/08/2024	-53	0	0	0	-2	0	50	2	-3
08/08/2024	-88	0	0	0	-2	0	53	-1	-38
09/08/2024	-87	0	0	0	-1	0	45	-9	-52
10/08/2024	-83	0	0	0	-1	0	47	18	-20
11/08/2024	-61	0	0	0	-1	0	52	-2	-12
12/08/2024	-32	0	0	0	-3	0	51	-1	15
13/08/2024	-29	0	0	0	-2	0	55	0	23
14/08/2024	-22	0	0	0	-2	0	49	-12	13
15/08/2024	4	0	0	0	-2	0	59	-7	55
16/08/2024	-46	0	0	0	-2	0	53	-2	3
17/08/2024	-51	0	0	0	-3	0	54	14	14
18/08/2024	-55	0	0	0	-5	0	58	-9	-11
19/08/2024	-74	0	0	0	-6	0	47	7	-25
20/08/2024	-76	0	0	0	-2	0	51	-6	-33
21/08/2024	-102	0	0	0	0	0	43	-3	-62
22/08/2024	-83	0	0	0	0	0	50	18	-14
23/08/2024	-96	0	0	0	2	0	53	6	-35
24/08/2024	-85	0	0	0	0	0	50	13	-23
25/08/2024	-82	0	0	0	0	0	56	3	-23
26/08/2024	-135	0	0	0	0	0	45	-8	-98
27/08/2024	-74	0	0	0	-1	0	51	0	-24
28/08/2024	-64	0	0	0	-1	0	61	4	-1