



**Informe de Seguimiento de  
cuentas GTS / GTS Accounts  
Tracking Report**

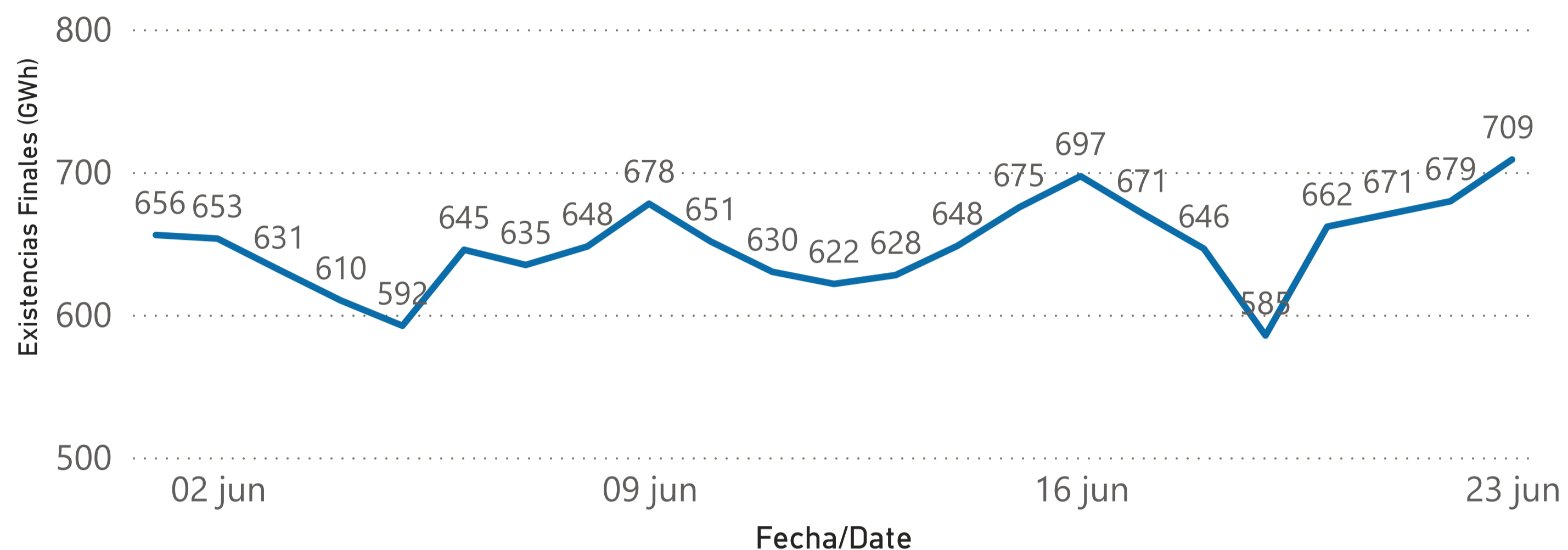
25/06/2024





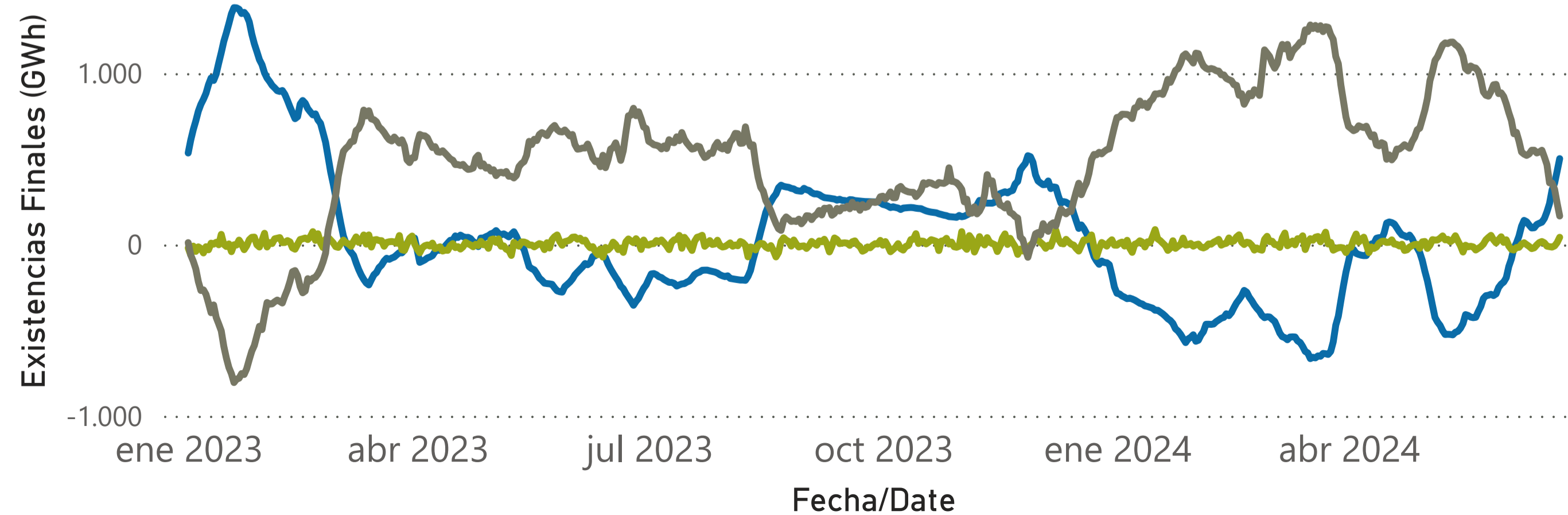
# Evolución Cuentas GTS 2024. GTS Accounts evolution 2024

Total existencias cuentas GTS diario provisional (GWh) / Total daily provisional stocks monitoring (GWh)



Seguimiento de existencias por infraestructura durante el periodo seleccionado (GWh) / Provisional stocks monitoring by infrastructure during the selected period (GWh)

Infraestructura ● AASS ● PVB ● TVB

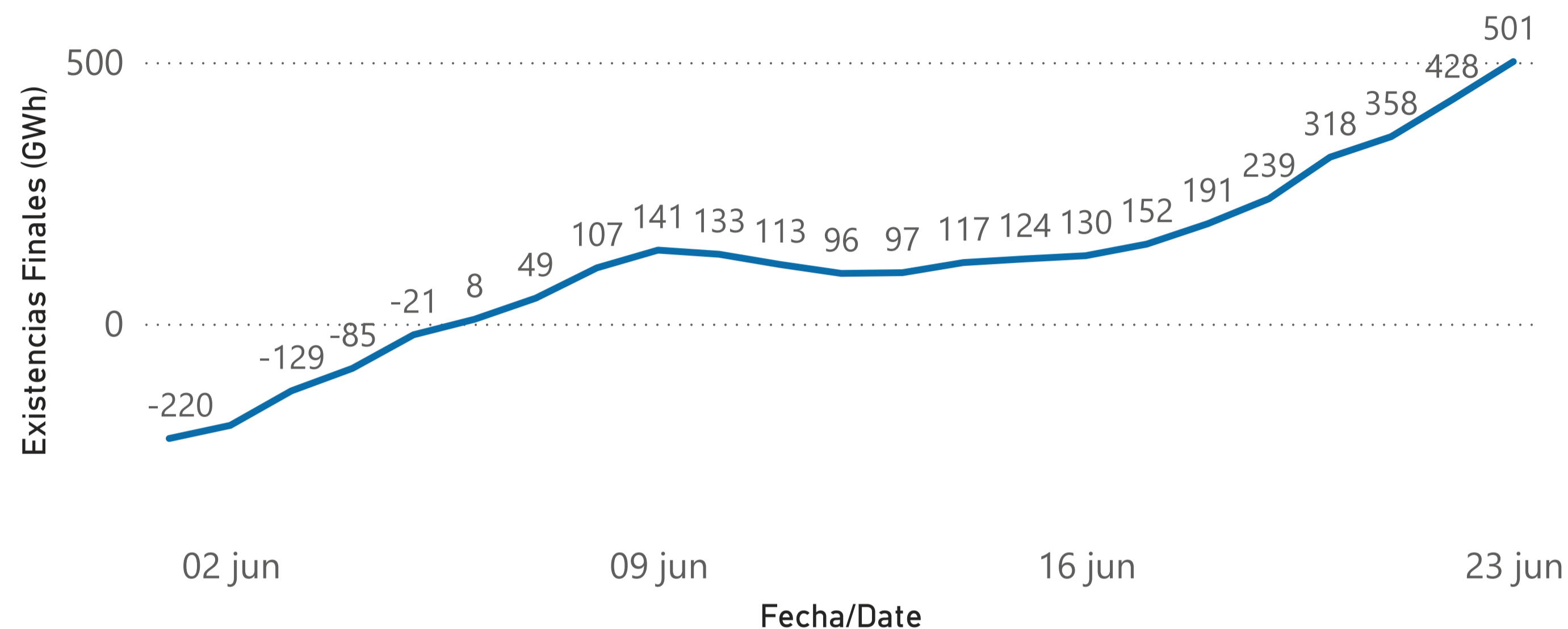


Fecha de Gas / Gas Date	AASS	PVB	TVB	Total
01/06/2024	-220	12	864	<b>656</b>
02/06/2024	-194	27	821	<b>653</b>
03/06/2024	-129	-9	769	<b>631</b>
04/06/2024	-85	-29	724	<b>610</b>
05/06/2024	-21	-33	646	<b>592</b>
06/06/2024	8	-18	655	<b>645</b>
07/06/2024	49	-17	603	<b>635</b>
08/06/2024	107	2	539	<b>648</b>
09/06/2024	141	10	527	<b>678</b>
10/06/2024	133	-1	520	<b>651</b>
11/06/2024	113	-12	528	<b>630</b>
12/06/2024	96	-24	550	<b>622</b>
13/06/2024	97	-20	550	<b>628</b>
14/06/2024	117	-3	534	<b>648</b>
15/06/2024	124	11	540	<b>675</b>
16/06/2024	130	17	550	<b>697</b>
17/06/2024	152	9	510	<b>671</b>
18/06/2024	191	-10	465	<b>646</b>
19/06/2024	239	-13	360	<b>585</b>
20/06/2024	318	-16	359	<b>662</b>
21/06/2024	358	-9	322	<b>671</b>
22/06/2024	428	11	240	<b>679</b>
23/06/2024	501	42	166	<b>709</b>

# Evolución Cuentas GTS en AVB 2024. GTS Accounts evolution in AVB 2024



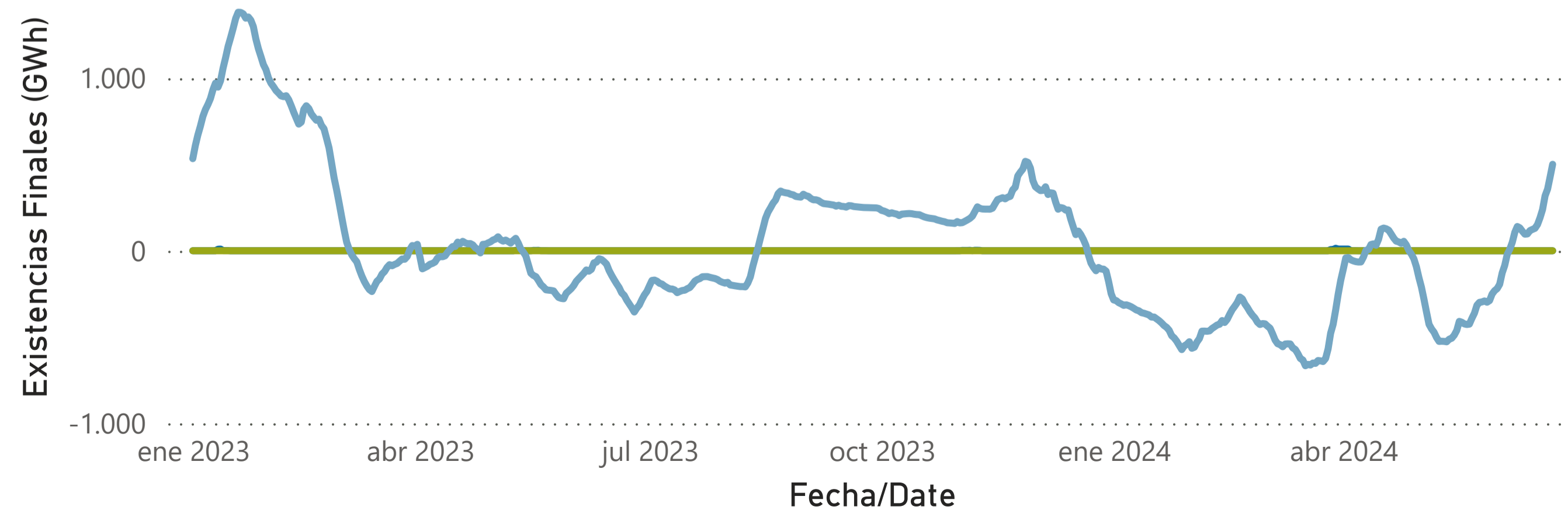
**Total existencias cuentas GTS diario provisional en AVB (GWh) / Total daily provisional stocks monitoring in AVB (GWh)**



Fecha de Gas / Gas Date	Desbalance en AVB	Mermas	OBA	Total
01/06/2024	0	0	-220	<b>-220</b>
02/06/2024	0	0	-194	<b>-194</b>
03/06/2024	0	0	-129	<b>-129</b>
04/06/2024	0	0	-85	<b>-85</b>
05/06/2024	0	0	-21	<b>-21</b>
06/06/2024	0	0	8	<b>8</b>
07/06/2024	0	0	49	<b>49</b>
08/06/2024	0	0	107	<b>107</b>
09/06/2024	0	0	141	<b>141</b>
10/06/2024	0	0	133	<b>133</b>
11/06/2024	0	0	113	<b>113</b>
12/06/2024	0	0	96	<b>96</b>
13/06/2024	0	0	97	<b>97</b>
14/06/2024	0	0	117	<b>117</b>
15/06/2024	0	0	124	<b>124</b>
16/06/2024	0	0	130	<b>130</b>
17/06/2024	0	0	152	<b>152</b>
18/06/2024	0	0	191	<b>191</b>
19/06/2024	0	0	239	<b>239</b>
20/06/2024	0	0	318	<b>318</b>
21/06/2024	0	0	358	<b>358</b>
22/06/2024	0	0	428	<b>428</b>
23/06/2024	0	0	501	<b>501</b>

**Seguimiento provisional de existencias durante el periodo seleccionado (GWh) / Provisional stocks monitoring during the selected period (GWh)**

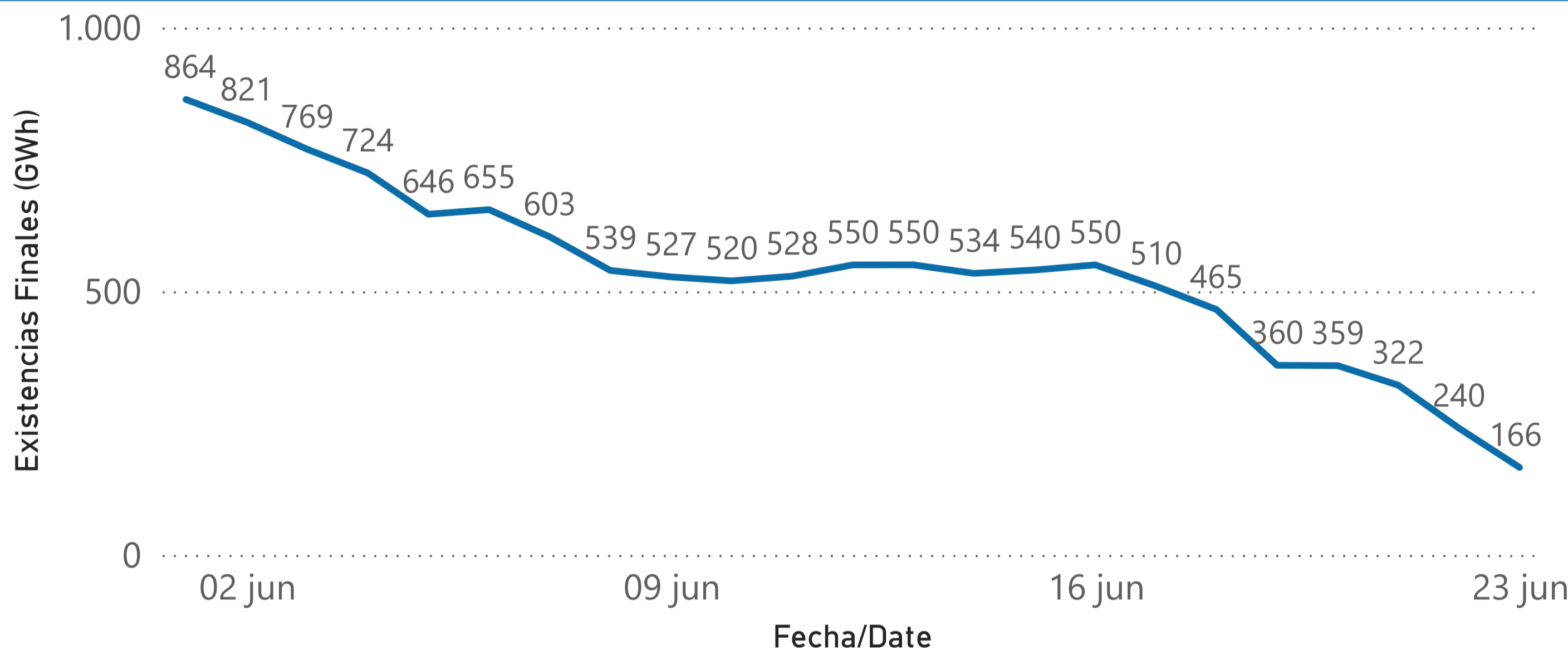
**Tipo de Balance** ● Desbalance en AVB ● Mermas ● OBA



# Evolución Cuentas GTS en TVB 2024. GTS Accounts evolution in TVB 2024

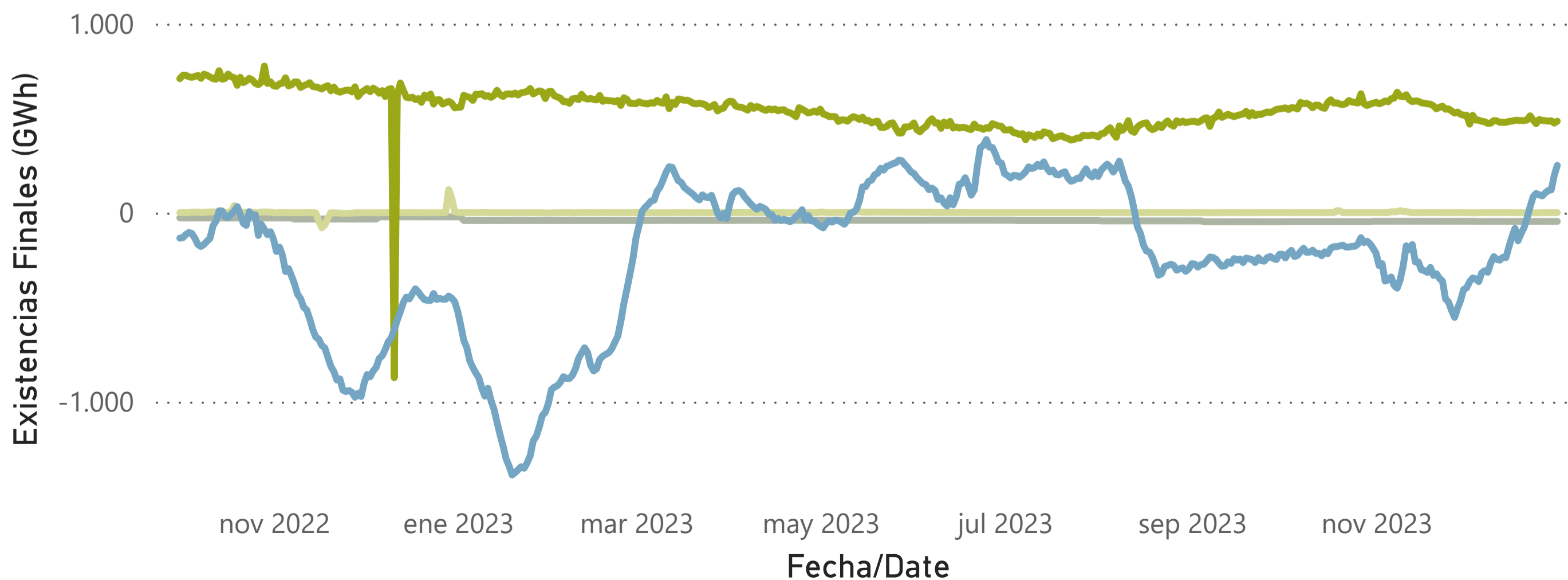


## Total existencias cuentas GTS diario provisional en TVB (GWh) / Total daily provisional stocks monitoring in TVB (GWh)



## Seguimiento provisional de existencias durante el periodo seleccionado (GWh) / Provisional stocks monitoring during the selected period (GWh)

Tipo de Balance ● Correcciones en TVB ● Desbalance en TVB ● Mermas ● OBA

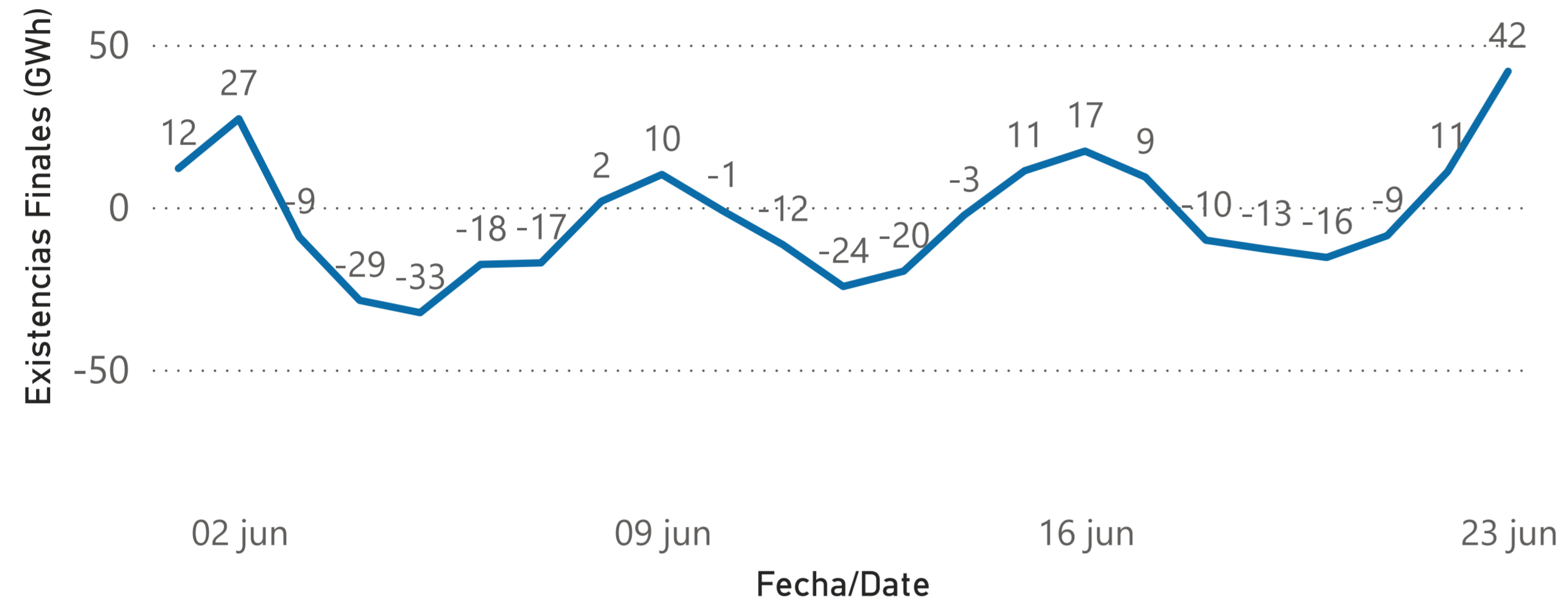


Fecha de Gas / Gas Date	Correcciones en TVB	Desbalance en TVB	Mermas	OBA	Total
01/06/2024	-55	0	696	223	<b>864</b>
02/06/2024	-55	0	689	187	<b>821</b>
03/06/2024	-55	0	696	129	<b>769</b>
04/06/2024	-55	1	697	82	<b>724</b>
05/06/2024	-55	0	700	1	<b>646</b>
06/06/2024	-55	21	694	-4	<b>655</b>
07/06/2024	-55	21	697	-60	<b>603</b>
08/06/2024	-55	20	698	-124	<b>539</b>
09/06/2024	-55	20	699	-137	<b>527</b>
10/06/2024	-55	20	688	-133	<b>520</b>
11/06/2024	-55	0	698	-115	<b>528</b>
12/06/2024	-55	0	699	-93	<b>550</b>
13/06/2024	-55	0	703	-98	<b>550</b>
14/06/2024	-55	0	698	-109	<b>534</b>
15/06/2024	-55	0	708	-112	<b>540</b>
16/06/2024	-55	0	725	-119	<b>550</b>
17/06/2024	-55	0	712	-147	<b>510</b>
18/06/2024	-55	0	718	-197	<b>465</b>
19/06/2024	-55	0	689	-274	<b>360</b>
20/06/2024	-55	0	735	-321	<b>359</b>
21/06/2024	-55	0	733	-356	<b>322</b>
22/06/2024	-55	0	729	-434	<b>240</b>
23/06/2024	-55	0	729	-508	<b>166</b>

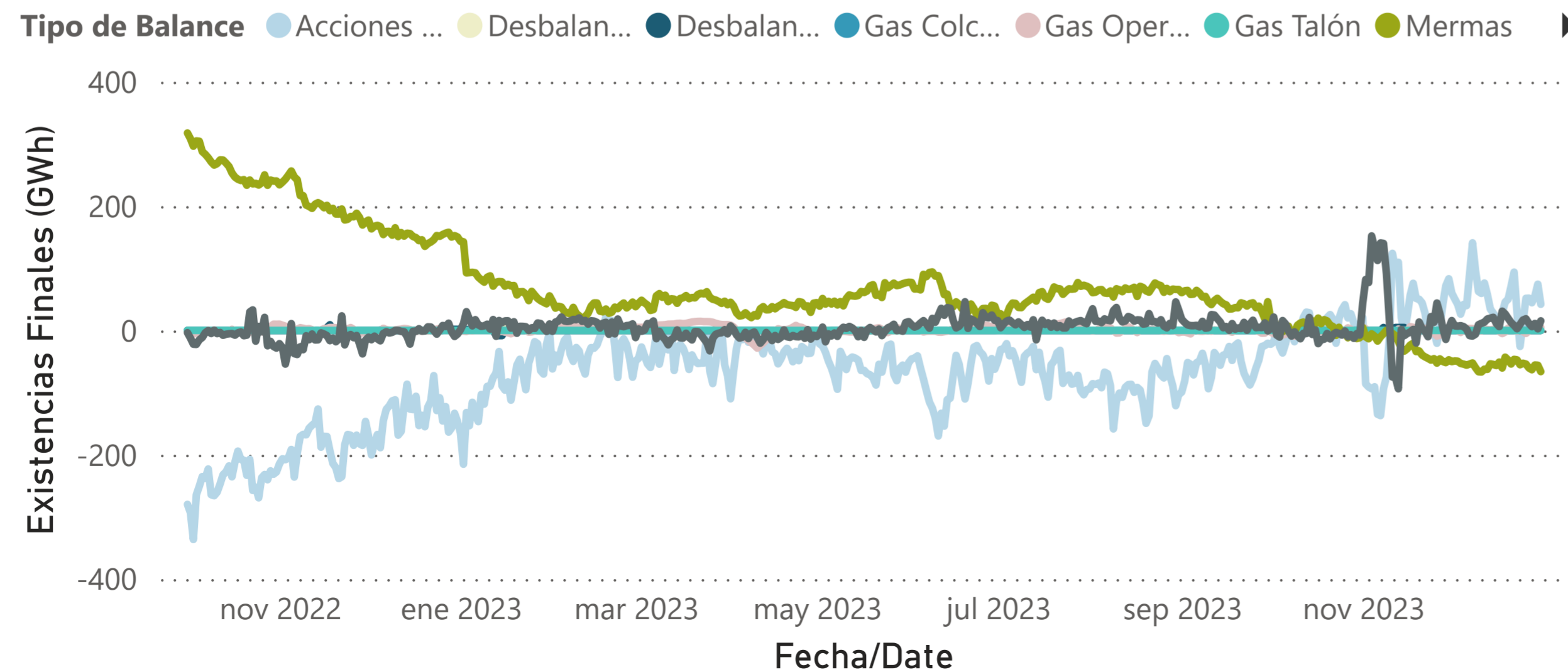


# Evolución Cuentas GTS en PVB 2024. GTS Accounts evolution in PVB 2024

## Total existencias cuentas GTS diario provisional en PVB (GWh) / Total daily provisional stocks monitoring in PVB (GWh)



## Seguimiento provisional de existencias durante el periodo seleccionado (GWh) / Provisional stocks monitoring during the selected period (GWh)



Fecha de Gas / Gas Date	Acciones de Balance	Desbalance AVB	Desbalance TVB	Gas Colchón	Gas Operación	Gas Talón	Mermas	OBA - PVB	Total
01/06/2024	-89	0	0	0	3	0	85	13	12
02/06/2024	-90	0	0	0	3	0	93	21	27
03/06/2024	-122	0	0	0	2	0	91	21	-9
04/06/2024	-126	0	0	0	-2	0	83	17	-29
05/06/2024	-118	0	0	0	-2	0	21	67	-33
06/06/2024	-112	0	0	0	0	0	85	9	-18
07/06/2024	-116	0	0	0	0	0	74	25	-17
08/06/2024	-102	0	0	0	1	0	79	23	2
09/06/2024	-84	0	0	0	2	0	80	12	10
10/06/2024	-95	0	0	0	3	0	79	11	-1
11/06/2024	-109	0	0	0	3	0	80	15	-12
12/06/2024	-124	0	0	0	3	0	80	16	-24
13/06/2024	-113	0	0	0	1	0	77	15	-20
14/06/2024	-92	0	0	0	0	0	77	12	-3
15/06/2024	-80	0	0	0	0	0	82	9	11
16/06/2024	-74	0	0	0	0	0	84	7	17
17/06/2024	-84	0	0	0	-1	0	81	12	9
18/06/2024	-116	0	0	0	-1	0	89	18	-10
19/06/2024	-137	0	0	0	0	0	77	47	-13
20/06/2024	-107	0	0	0	-1	0	76	16	-16
21/06/2024	-94	0	0	0	2	0	69	14	-9
22/06/2024	-72	0	0	0	2	0	66	15	11
23/06/2024	-46	0	0	0	2	0	70	16	42