



**Informe de Seguimiento de
cuentas GTS / GTS Accounts
Tracking Report**

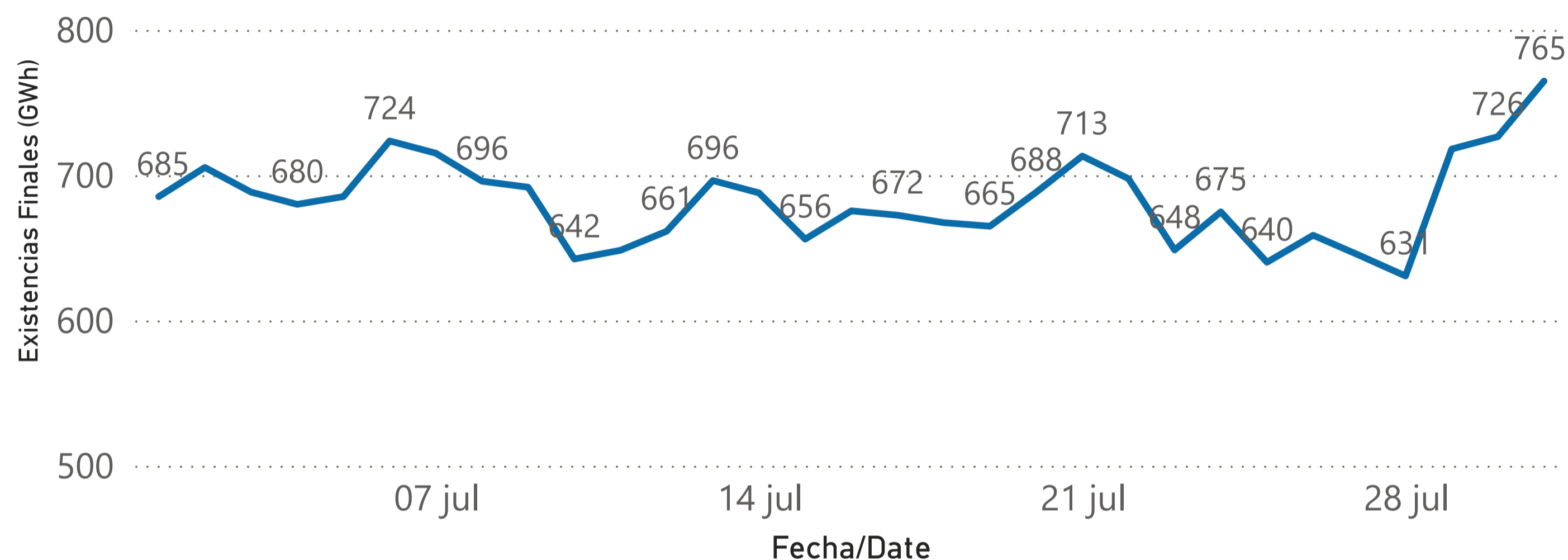
02/08/2024



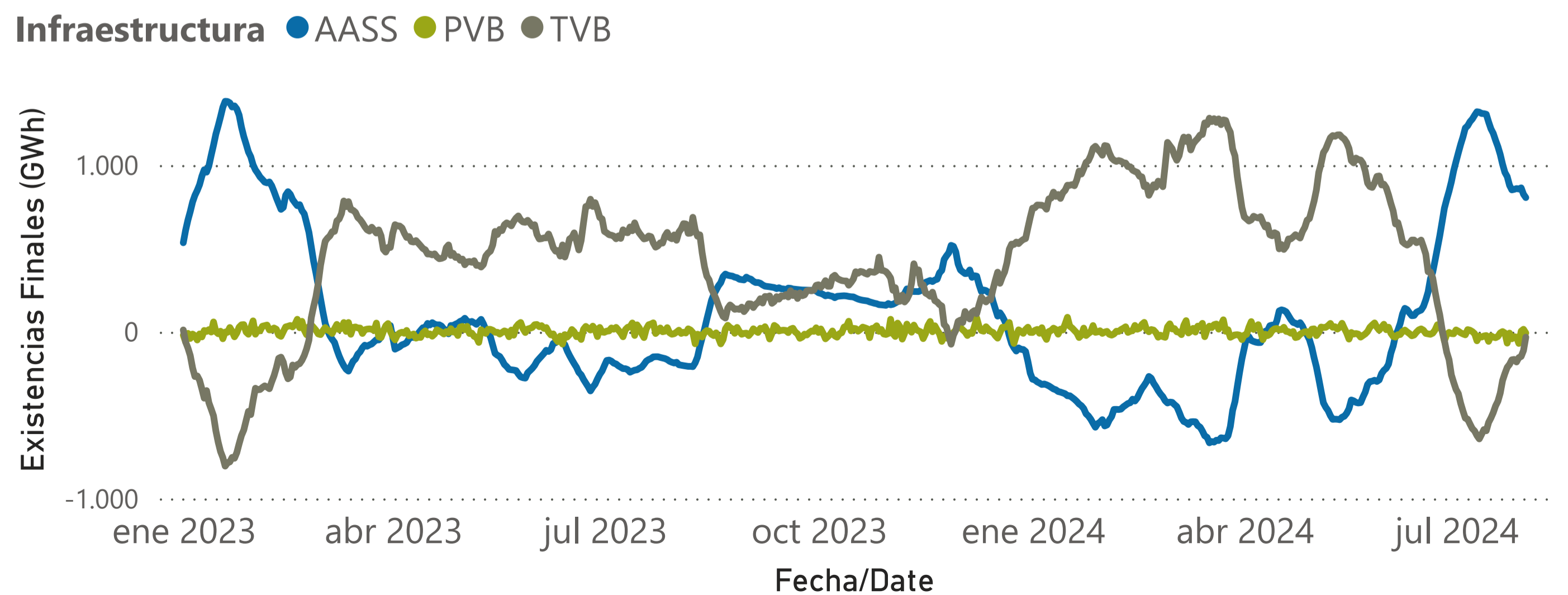


Evolución Cuentas GTS 2024. GTS Accounts evolution 2024

Total existencias cuentas GTS diario provisional (GWh) / Total daily provisional stocks monitoring (GWh)



Seguimiento de existencias por infraestructura durante el periodo seleccionado (GWh) / Provisional stocks monitoring by infrastructure during the selected period (GWh)

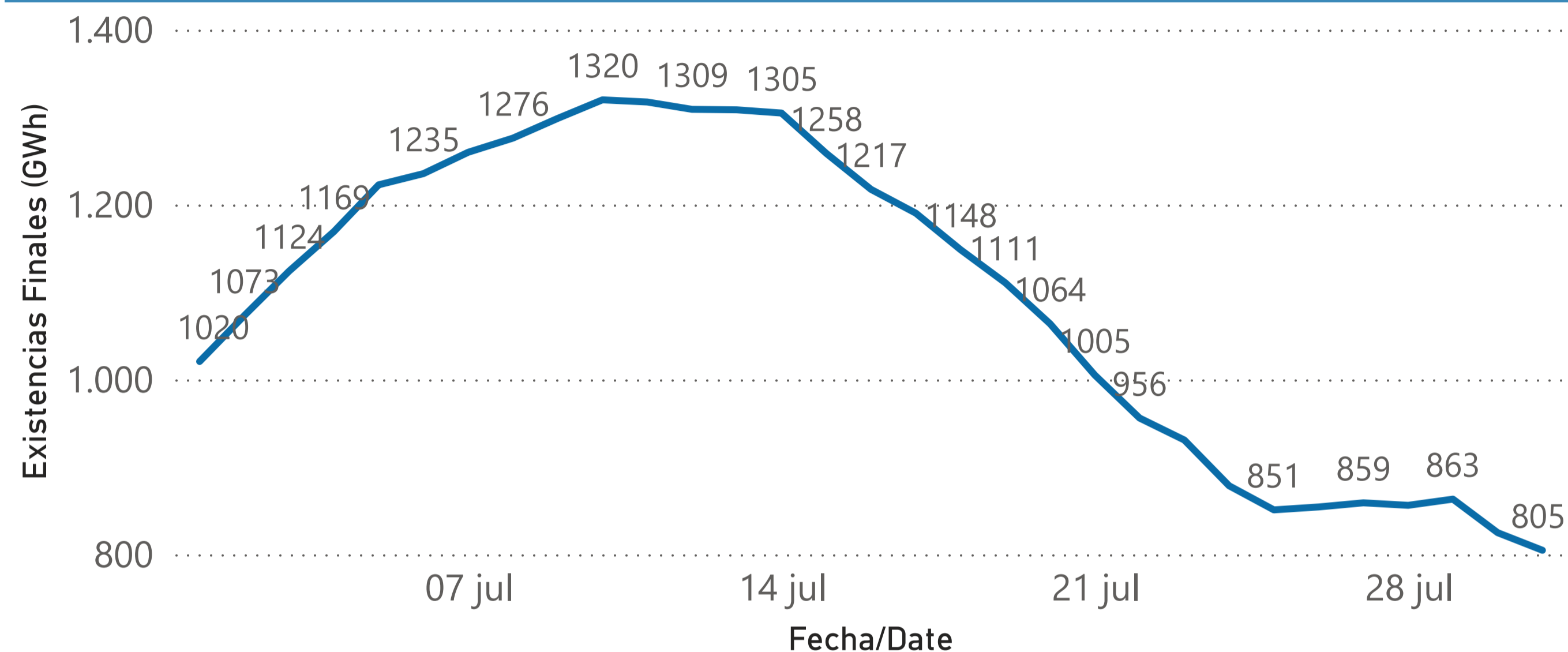


Fecha de Gas / Gas Date	AASS	PVB	TVB	Total
01/07/2024	1.020	11	-346	685
02/07/2024	1.073	3	-371	705
03/07/2024	1.124	-6	-429	688
04/07/2024	1.169	-13	-476	680
05/07/2024	1.222	-19	-519	685
06/07/2024	1.235	13	-525	724
07/07/2024	1.260	9	-554	715
08/07/2024	1.276	1	-581	696
09/07/2024	1.298	-11	-595	692
10/07/2024	1.320	-54	-623	642
11/07/2024	1.317	-26	-643	648
12/07/2024	1.309	-32	-615	661
13/07/2024	1.308	-25	-587	696
14/07/2024	1.305	-23	-594	688
15/07/2024	1.258	-58	-545	656
16/07/2024	1.217	-25	-517	675
17/07/2024	1.190	-32	-485	672
18/07/2024	1.148	-36	-445	667
19/07/2024	1.111	-29	-417	665
20/07/2024	1.064	-7	-369	688
21/07/2024	1.005	1	-293	713
22/07/2024	956	-7	-251	698
23/07/2024	931	-68	-214	648
24/07/2024	878	-8	-196	675
25/07/2024	851	-42	-168	640
26/07/2024	854	-30	-166	659
27/07/2024	859	-32	-182	645
28/07/2024	856	-70	-155	631
29/07/2024	863	4	-149	718
30/07/2024	825	15	-113	726
31/07/2024	805	-7	-33	765

Evolución Cuentas GTS en AVB 2024. GTS Accounts evolution in AVB 2024

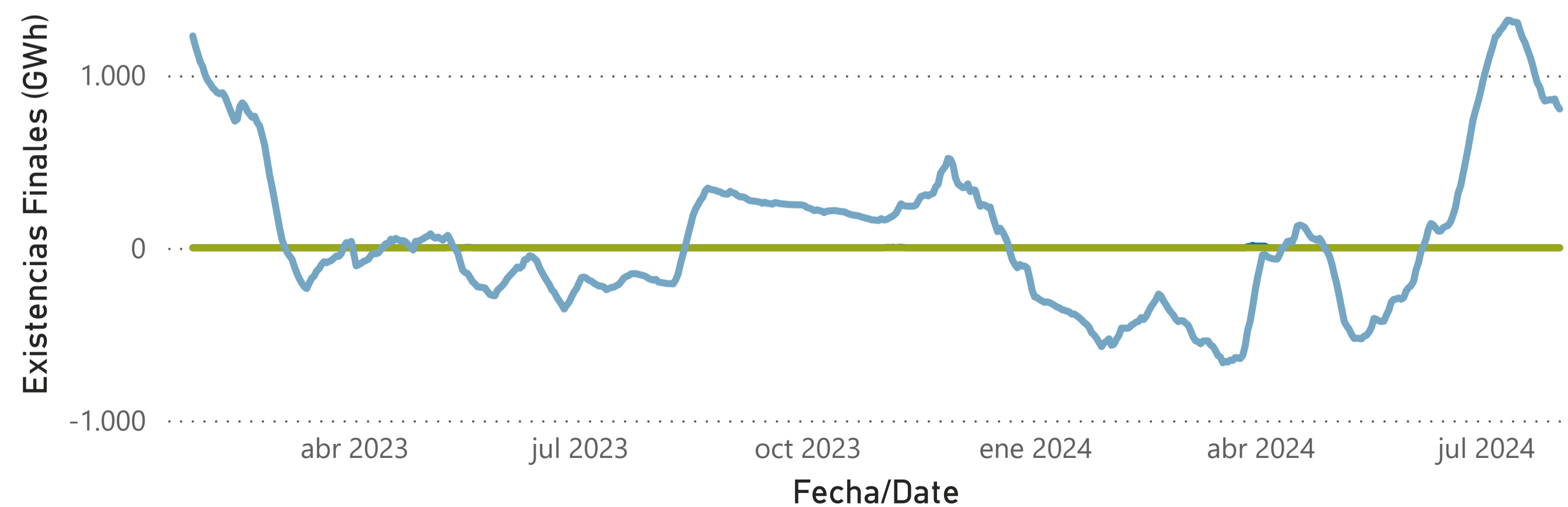


Total existencias cuentas GTS diario provisional en AVB (GWh) / Total daily provisional stocks monitoring in AVB (GWh)



Seguimiento provisional de existencias durante el periodo seleccionado (GWh) / Provisional stocks monitoring during the selected period (GWh)

Tipo de Balance ● Desbalance en AVB ● Mermas ● OBA

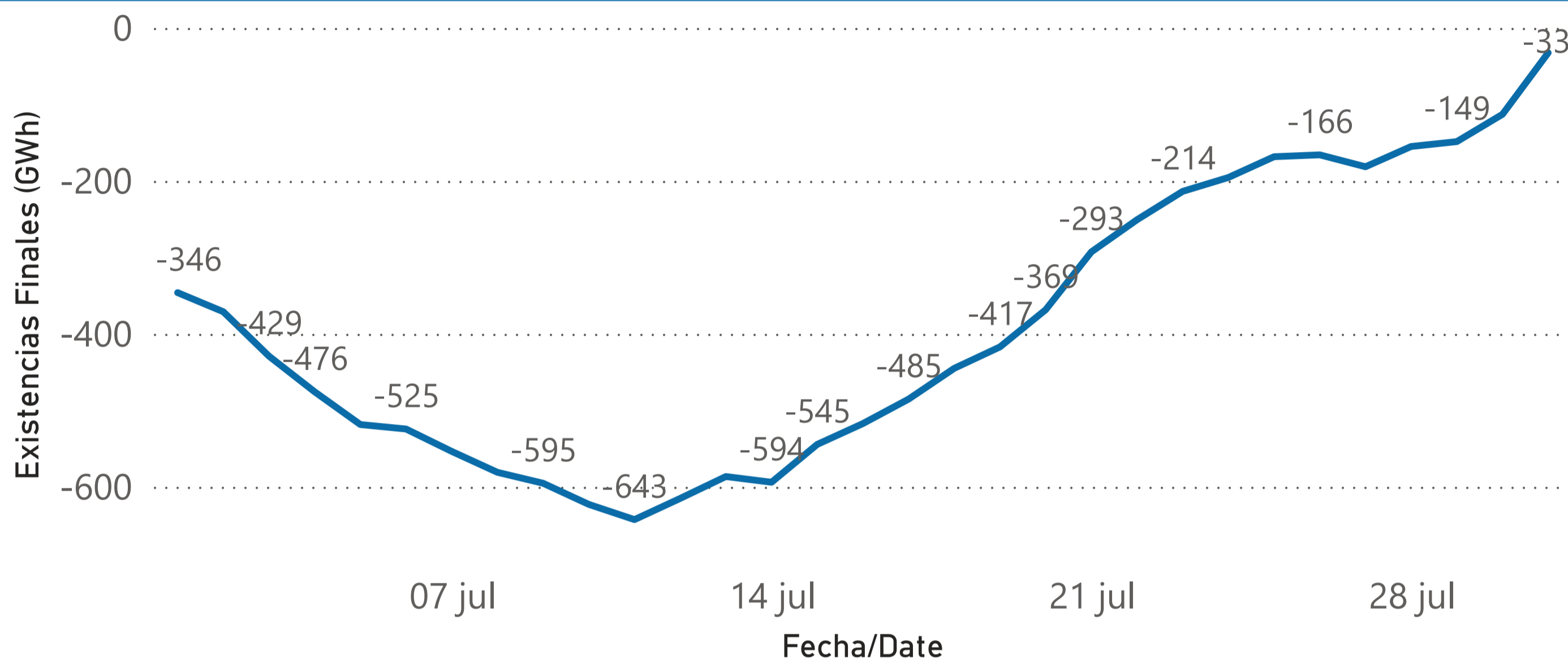


Fecha de Gas / Gas Date	Desbalance en AVB	Mermas	OBA	Total
01/07/2024	0	0	1.020	1.020
02/07/2024	0	0	1.073	1.073
03/07/2024	0	0	1.124	1.124
04/07/2024	0	0	1.169	1.169
05/07/2024	0	0	1.222	1.222
06/07/2024	0	0	1.235	1.235
07/07/2024	0	0	1.260	1.260
08/07/2024	0	0	1.276	1.276
09/07/2024	0	0	1.298	1.298
10/07/2024	0	0	1.320	1.320
11/07/2024	0	0	1.317	1.317
12/07/2024	0	0	1.309	1.309
13/07/2024	0	0	1.308	1.308
14/07/2024	0	0	1.305	1.305
15/07/2024	0	0	1.258	1.258
16/07/2024	0	0	1.217	1.217
17/07/2024	0	0	1.190	1.190
18/07/2024	0	0	1.148	1.148
19/07/2024	0	0	1.111	1.111
20/07/2024	0	0	1.064	1.064
21/07/2024	0	0	1.005	1.005
22/07/2024	0	0	956	956
23/07/2024	0	0	931	931
24/07/2024	0	0	878	878
25/07/2024	0	0	851	851
26/07/2024	0	0	854	854
27/07/2024	0	0	859	859
28/07/2024	0	0	856	856
29/07/2024	0	0	863	863
30/07/2024	0	0	825	825
31/07/2024	0	0	805	805

Evolución Cuentas GTS en TVB 2024. GTS Accounts evolution in TVB 2024



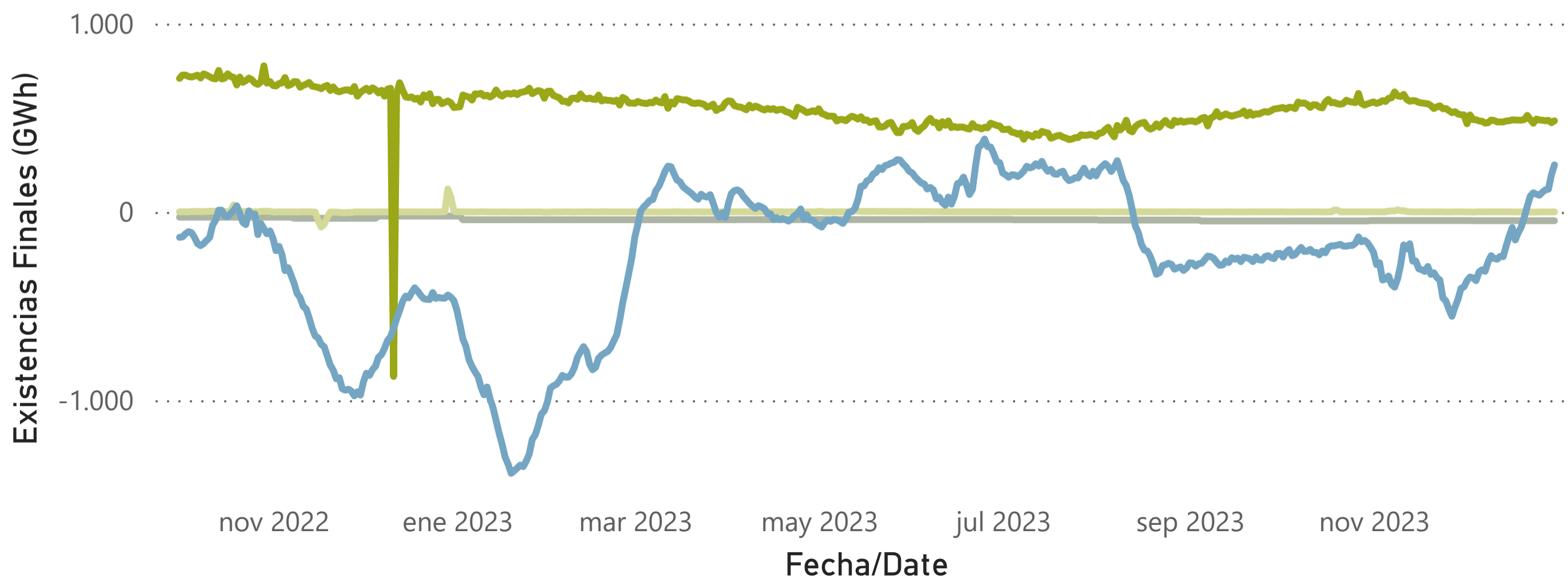
Total existencias cuentas GTS diario provisional en TVB (GWh) / Total daily provisional stocks monitoring in TVB (GWh)



Fecha de Gas / Gas Date	Correcciones en TVB	Desbalance en TVB	Mermas	OBA	Total
01/07/2024	-55	-7	743	-1.026	-346
02/07/2024	-55	0	747	-1.062	-371
03/07/2024	-55	0	743	-1.117	-429
04/07/2024	-55	0	758	-1.178	-476
05/07/2024	-55	0	762	-1.225	-519
06/07/2024	-55	0	762	-1.231	-525
07/07/2024	-55	0	749	-1.248	-554
08/07/2024	-55	0	752	-1.277	-581
09/07/2024	-55	0	753	-1.293	-595
10/07/2024	-55	0	754	-1.321	-623
11/07/2024	-55	0	754	-1.341	-643
12/07/2024	-55	0	760	-1.319	-615
13/07/2024	-55	0	787	-1.319	-587
14/07/2024	-55	0	766	-1.305	-594
15/07/2024	-55	0	755	-1.244	-545
16/07/2024	-55	0	764	-1.226	-517
17/07/2024	-55	0	756	-1.186	-485
18/07/2024	-55	0	749	-1.138	-445
19/07/2024	-55	0	759	-1.120	-417
20/07/2024	-55	0	759	-1.072	-369
21/07/2024	-55	0	773	-1.010	-293
22/07/2024	-55	0	766	-962	-251
23/07/2024	-55	0	766	-925	-214
24/07/2024	-55	0	760	-900	-196
25/07/2024	-55	0	752	-865	-168
26/07/2024	-55	0	768	-878	-166
27/07/2024	-55	0	761	-887	-182
28/07/2024	-55	0	763	-862	-155
29/07/2024	-55	0	760	-854	-149
30/07/2024	-55	0	759	-817	-113
31/07/2024	-55	0	762	-739	-33

Seguimiento provisional de existencias durante el periodo seleccionado (GWh) / Provisional stocks monitoring during the selected period (GWh)

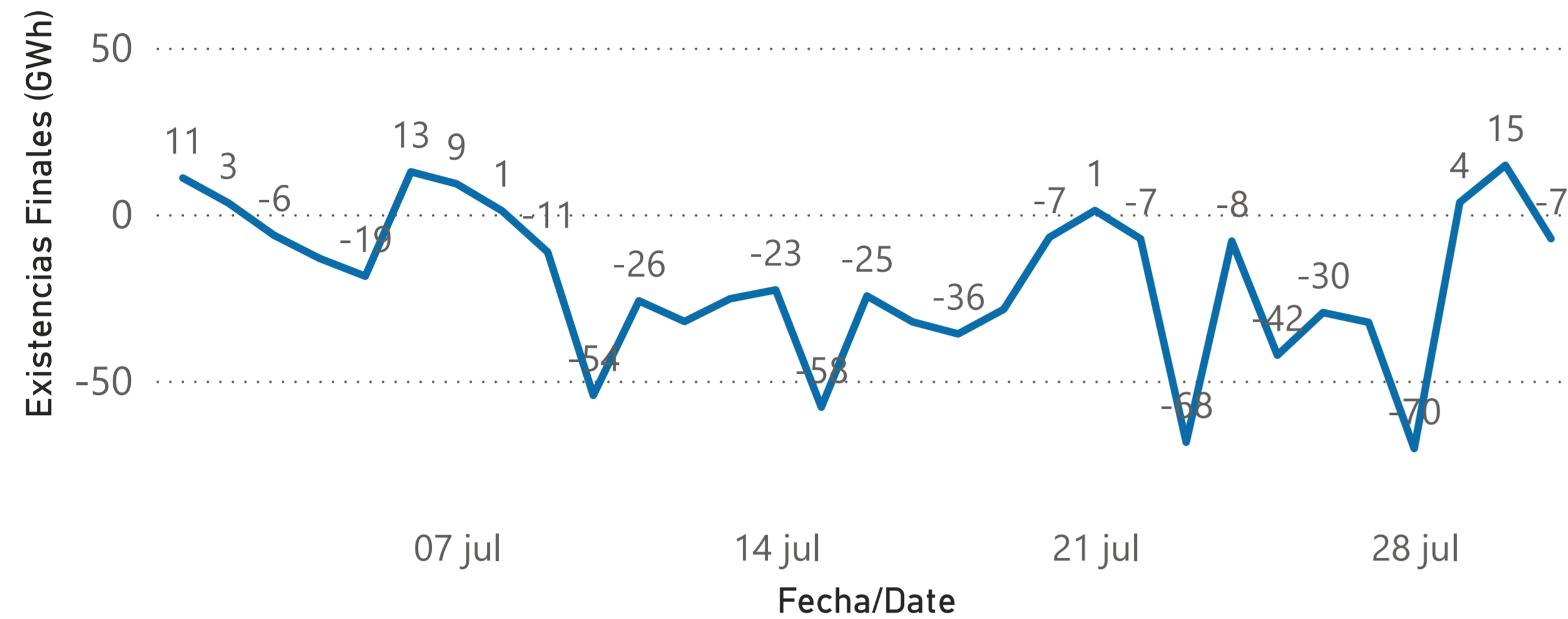
Tipo de Balance ● Correcciones en TVB ● Desbalance en TVB ● Mermas ● OBA



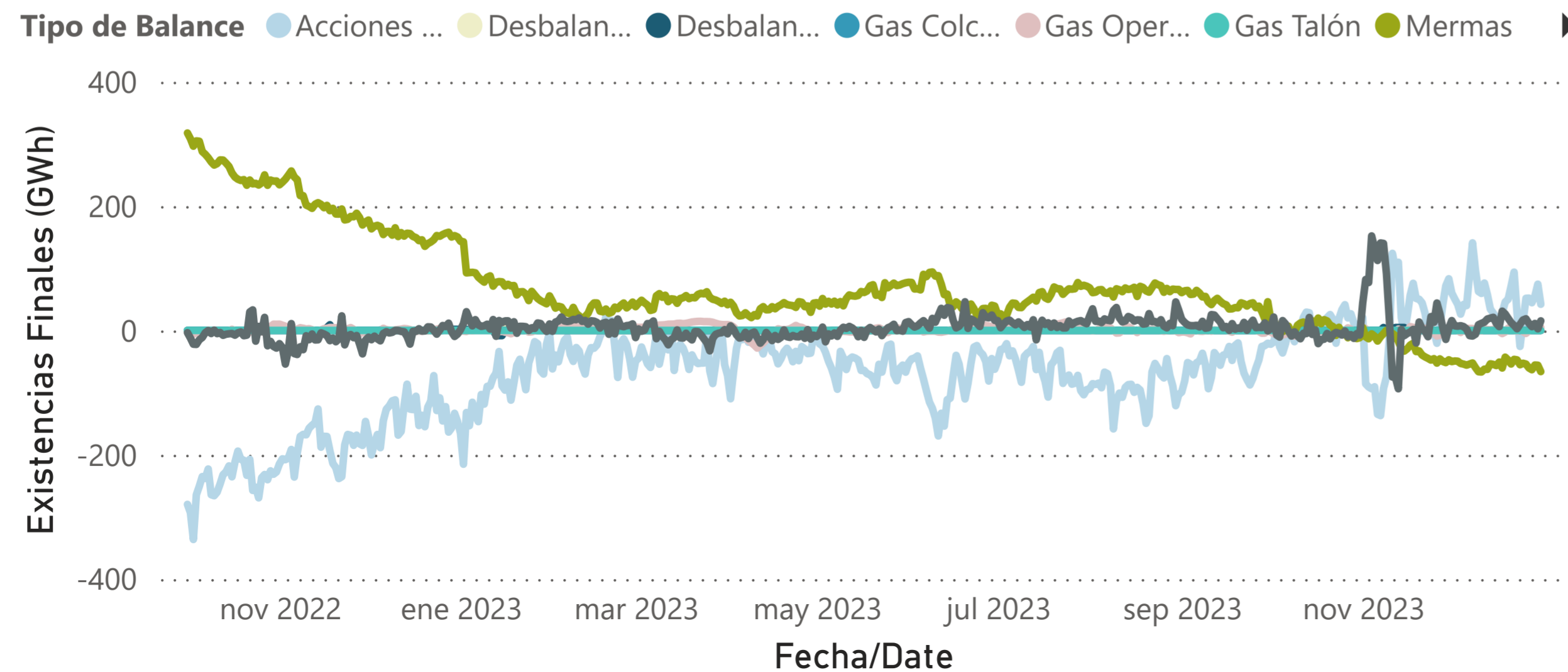


Evolución Cuentas GTS en PVB 2024. GTS Accounts evolution in PVB 2024

Total existencias cuentas GTS diario provisional en PVB (GWh) / Total daily provisional stocks monitoring in PVB (GWh)



Seguimiento provisional de existencias durante el periodo seleccionado (GWh) / Provisional stocks monitoring during the selected period (GWh)



Fecha de Gas / Gas Date	Acciones de Balance	Desbalance AVB	Desbalance TVB	Gas Colchón	Gas Operación	Gas Talón	Mermas	OBA - PVB	Total
01/07/2024	-91	0	0	0	2	0	83	16	11
02/07/2024	-68	0	0	0	-4	0	64	11	3
03/07/2024	-72	0	0	0	-3	0	63	6	-6
04/07/2024	-96	0	0	0	-2	0	68	16	-13
05/07/2024	-93	0	0	0	-1	0	65	10	-19
06/07/2024	-64	0	0	0	1	0	66	10	13
07/07/2024	-58	0	0	0	3	0	66	-2	9
08/07/2024	-72	0	0	0	2	0	62	9	1
09/07/2024	-74	0	0	0	-1	0	60	3	-11
10/07/2024	-108	0	0	0	0	0	48	6	-54
11/07/2024	-114	0	0	0	3	0	48	38	-26
12/07/2024	-95	0	0	0	7	0	40	16	-32
13/07/2024	-90	0	0	0	6	0	41	18	-25
14/07/2024	-79	0	0	0	6	0	45	4	-23
15/07/2024	-103	0	0	0	4	0	42	-1	-58
16/07/2024	-93	0	0	0	2	0	45	22	-25
17/07/2024	-80	0	0	0	0	0	42	5	-32
18/07/2024	-84	0	0	0	0	0	46	2	-36
19/07/2024	-87	0	0	0	0	0	43	16	-29
20/07/2024	-63	0	0	0	1	0	48	7	-7
21/07/2024	-54	0	0	0	2	0	48	5	1
22/07/2024	-71	0	0	0	2	0	53	8	-7
23/07/2024	-108	0	0	0	1	0	38	0	-68
24/07/2024	-84	0	0	0	0	0	47	29	-8
25/07/2024	-97	0	0	0	-1	0	43	13	-42
26/07/2024	-95	0	0	0	-2	0	38	30	-30
27/07/2024	-97	0	0	0	-2	0	39	27	-32
28/07/2024	-108	0	0	0	0	0	33	4	-70
29/07/2024	-35	0	0	0	-1	0	37	2	4
30/07/2024	-23	0	0	0	-1	0	39	-1	15
31/07/2024	-58	0	0	0	-2	0	41	12	-7